

Disconnects and male tabs

250 Series — Female disconnects



- Internal barrel serrations and long barrel provide for maximum tensile strength
- Complete line of installing tools, engineered to match tool with terminal
- Funnel-entry insulators enable easier inserting of wire into barrel
- Colour-coded for easy installation

250 Series — female disconnects

- Female disconnect terminals and matching male tabs accommodate a range of #22–#10 AWG, and are available in non-insulated, partially insulated and fully insulated styles, in both nylon and vinyl
- Unique construction of the female disconnect
- offers long-term dependability
- Brazed-seam serrated barrel provides maximum tensile strength

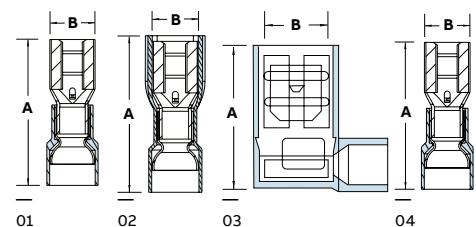
187 Series — female disconnects

- Quick, reliable method of connection to terminal blocks and boards without the use of tools
- Female disconnect terminals and matching male tabs accommodate a range of #22–#10 AWG, and are available in non-insulated, partially insulated and fully insulated styles, in both nylon and vinyl
- Unique construction of the female disconnect offers long-term dependability



Cat. no.	Pkg. qty.	Wire range (AWG)	Max. ins. (in.)	Tab size (in.)	Fig.	Rec. tool	Dimensions (in.)	
							A	B
Nylon self-insulated								
RA18-250F	100	22–18	0.136	0.250 x 0.032	1	ERG4001	0.91	0.29
RA250-TB	1,000	22–18	0.136	0.250 x 0.032	1	ERG4001	0.91	0.29
RB14-250F	100	16–14	0.162	0.250 x 0.032	1	ERG4001	0.91	0.29
RB250	1,000	16–14	0.162	0.250 x 0.032	1	ERG4001	0.91	0.29
RC10-250F	50	12–10	0.215	0.250 x 0.032	1	ERG4001	1.04	0.29
RC250	500	12–10	0.215	0.250 x 0.032	1	ERG4001	1.04	0.29
Vinyl self-insulated								
18RA-250F	100	22–18	0.150	0.250 x 0.032	1	ERG4001	0.96	0.29
RA257	1,000	22–18	0.150	0.250 x 0.032	1	ERG4001	0.96	0.29
RA257-170	1,000	22–18	0.170	0.250 x 0.032	1	ERG4001	0.96	0.29
14RB-250F	100	16–14	0.170	0.250 x 0.032	1	ERG4001	0.96	0.29
RB257	1,000	16–14	0.170	0.250 x 0.032	1	ERG4001	0.96	0.29
RB257-200	1,000	16–14	0.200	0.250 x 0.032	1	ERG4001	0.96	0.29
10RC-250F	50	12–10	0.250	0.250 x 0.032	1	ERG4001	1.03	0.29
RC257	500	12–10	0.250	0.250 x 0.032	1	ERG4001	1.03	0.29
Nylon fully insulated								
18RA-2577	50	22–18	0.165	0.250 x 0.032	2	ERG4001	1.01	0.38
RA2573	1,000	22–18	0.165	0.250 x 0.032	2	ERG4001	1.01	0.38
14RB-2577	50	16–14	0.185	0.250 x 0.032	2	ERG4001	1.01	0.38
RB2573	1,000	16–14	0.185	0.250 x 0.032	2	ERG4001	1.01	0.38
10RC-2577	50	12–10	0.225	0.250 x 0.032	2	ERG4001	1.04	0.38
RC2573	500	12–10	0.225	0.250 x 0.032	2	ERG4001	1.04	0.38

Diagrams



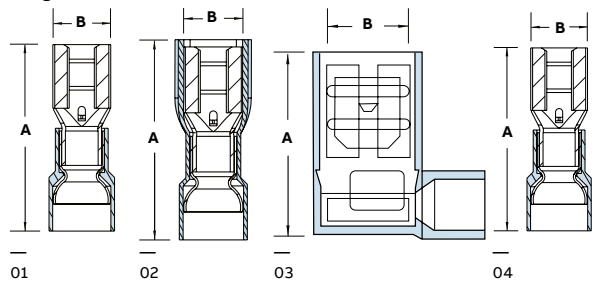
Disconnects and male tabs

250 Series — Female disconnects (cont.)



Cat. no.	Pkg. qty.	Wire range (AWG)	Max. ins. (in.)	Tab size (in.)	Fig.	Rec. tool	Dimensions (in.)	
							A	B
Nylon open top insulated 90° flag								
RA18-250A	50	22-18	0.170	0.250 x 0.032	3	ERG4001	0.80	0.71
RA2577F	500	22-18	0.170	0.250 x 0.032	3	ERG4001	0.80	0.71
RB14-250A	50	16-14	0.190	0.250 x 0.032	3	ERG4001	0.80	0.72
RB2577F	500	16-14	0.190	0.250 x 0.032	3	ERG4001	0.80	0.72
RC10-250A	50	12-10	0.245	0.250 x 0.032	3	ERG4001	0.80	0.88
RC2577F	500	12-10	0.245	0.250 x 0.032	3	ERG4001	0.80	0.88
Non-insulated								
A18-250	100	22-18	-	0.250 x 0.032	1	ERG4002	0.73	0.31
A250-TB	1,000	22-18	-	0.250 x 0.032	1	ERG4002	0.73	0.31
B14-250	100	16-14	-	0.250 x 0.032	1	ERG4002	0.73	0.31
B250	1,000	16-14	-	0.250 x 0.032	1	ERG4002	0.73	0.31
C10-250F	50	12-10	-	0.250 x 0.032	1	ERG4002	0.73	0.31
C250	500	12-10	-	0.250 x 0.032	1	ERG4002	0.73	0.31
Non-insulated/insulation grip								
B14-250F	100	16-14	-	0.250 x 0.032	4	WT110M	0.87	0.31
B250G	1,000	16-14	-	0.250 x 0.032	4	WT110M	0.87	0.31
Non-insulated 90° flag								
A18-250A	50	22-18	-	0.250 x 0.032	3	ERG4002	0.58	0.61
A252G	500	22-18	-	0.250 x 0.032	3	ERG4002	0.58	0.61
B14-250A	50	16-14	-	0.250 x 0.032	3	ERG4002. ERG4005	0.58	0.62
B252G	500	16-14	-	0.250 x 0.032	3	ERG4002. ERG4005	0.58	0.62
C10-250A	50	12-10	-	0.250 x 0.032	3	ERG4002. ERG4005	0.64	0.63
C252G	500	12-10	-	0.250 x 0.032	3	ERG4002. ERG4005	0.64	0.63

Diagrams



Disconnects and male tabs

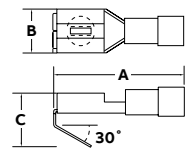
250 Series — Nylon piggy-back disconnects



Cat. no.	Pkg. qty.	Wire range (AWG)	Max. ins. (in.)	Tab size (in.)	Rec. tool	Dimensions (in.)		
						A	B	C
RA18-250FP	100	22-18	0.136	0.250 x 0.032	WT112M. ERG4001	0.87	0.30	0.43
RA250P	1,000	22-18	0.136	0.250 x 0.032	WT112M. ERG4001	0.87	0.30	0.43
RB14-250FP	100	16-14	0.163	0.250 x 0.032	WT112M. ERG4001	0.87	0.30	0.43
RB250P	1,000	16-14	0.163	0.250 x 0.032	WT112M. ERG4001	0.87	0.30	0.43



Diagram



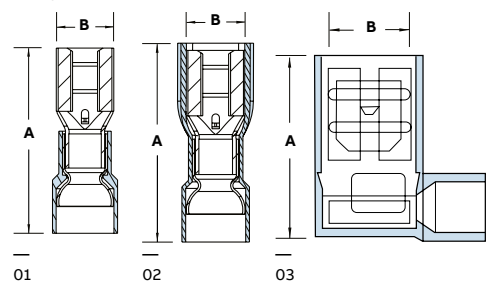
187 Series — Female disconnects



Cat. no.	Pkg. qty.	Wire range (AWG)	Max. ins. (in.)	Tab size (in.)	Fig.	Rec. tool	Dimensions (in.)	
							A	B
Nylon self-insulated								
RAD18-183	100	22-18	0.136	0.187 x 0.032	1	ERG4001	0.83	0.23
RAD1833	1,000	22-18	0.136	0.187 x 0.032	1	ERG4001	0.83	0.23
RAD18-182	100	22-18	0.136	0.187 x 0.020	1	ERG4001	0.83	0.23
RAD1823	1,000	22-18	0.136	0.187 x 0.020	1	ERG4001	0.83	0.23
RBD14-183	100	16-14	0.163	0.187 x 0.032	1	ERG4001	0.83	0.23
RBD1833	1,000	16-14	0.163	0.187 x 0.032	1	ERG4001	0.83	0.23
RBD14-182	100	16-14	0.163	0.187 x 0.020	1	ERG4001	0.83	0.23
RBD1823	1,000	16-14	0.163	0.187 x 0.020	1	ERG4001	0.83	0.23
Vinyl self-insulated								
18RAD-183	100	22-18	0.150	0.187 x 0.032	1	ERG4001	0.85	0.23
RAD1837	1,000	22-18	0.150	0.187 x 0.032	1	ERG4001	0.85	0.23
18RAD-182	100	22-18	0.150	0.187 x 0.020	1	ERG4001	0.85	0.23
RAD1827	1,000	22-18	0.150	0.187 x 0.020	1	ERG4001	0.85	0.23
14RBD-183	100	16-14	0.170	0.187 x 0.032	1	ERG4001	0.85	0.23
RBD1837	1,000	16-14	0.170	0.187 x 0.032	1	ERG4001	0.85	0.23
14RBD-182	100	16-14	0.170	0.187 x 0.020	1	ERG4001	0.85	0.23
RBD1827	1,000	16-14	0.170	0.187 x 0.020	1	ERG4001	0.85	0.23



Diagrams



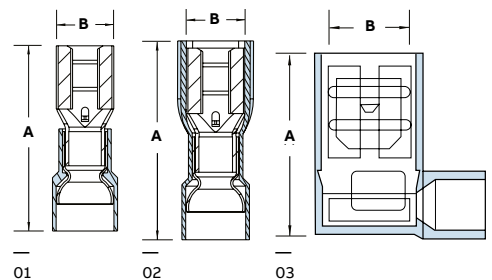
Disconnects and male tabs

187 Series — Female disconnects (cont.)



Cat. no.	Pkg. qty.	Wire range (AWG)	Max. ins. (in.)	Tab size (in.)	Fig.	Rec. tool	Dimensions (in.)	
							A	B
Nylon fully insulated								
18RAD-18377	100	22-18	0.150	0.187 x 0.032	2	ERG4001	0.89	0.30
RAD18377	1,000	22-18	0.150	0.187 x 0.032	2	ERG4001	0.89	0.30
18RAD-18277	100	22-18	0.150	0.187 x 0.020	2	ERG4001	0.89	0.30
RAD18277	1,000	22-18	0.150	0.187 x 0.020	2	ERG4001	0.89	0.30
14RBD-18377	100	16-14	0.170	0.187 x 0.032	2	ERG4001	0.89	0.30
RBD18377	1,000	16-14	0.170	0.187 x 0.032	2	ERG4001	0.89	0.30
14RBD-18277	100	16-14	0.170	0.187 x 0.020	2	ERG4001	0.89	0.30
RBD18277	1,000	16-14	0.170	0.187 x 0.020	2	ERG4001	0.89	0.30
Non-insulated								
AD18-183	100	22-18	-	0.187 x 0.032	1	ERG4002	0.64	0.23
AD183	1,000	22-18	-	0.187 x 0.032	1	ERG4002	0.64	0.23
AD18-182	100	22-18	-	0.187 x 0.020	1	ERG4002	0.64	0.23
AD182	1,000	22-18	-	0.187 x 0.020	1	ERG4002	0.64	0.23
BD14-183	100	16-14	-	0.187 x 0.032	1	ERG4002	0.64	0.23
BD183	1,000	16-14	-	0.187 x 0.032	1	ERG4002	0.64	0.23
BD14-182	100	16-14	-	0.187 x 0.020	1	ERG4002	0.64	0.23
Nylon open tap insulated 90° flag								
RAD18-187A	50	22-18	0.150	0.187 x 0.032	3	ERG4001	0.74	0.59
RAD1877F	500	22-18	0.150	0.187 x 0.032	3	ERG4001	0.74	0.59
RAD18-188A	50	22-18	0.150	0.187 x 0.020	3	ERG4001	0.74	0.59
RAD1887F	500	22-18	0.150	0.187 x 0.020	3	ERG4001	0.74	0.59
RBD14-187A	50	16-14	0.170	0.187 x 0.032	3	ERG4001	0.74	0.61
RBD1877F	500	16-14	0.170	0.187 x 0.032	3	ERG4001	0.74	0.61
RBD14-188A	50	16-14	0.170	0.187 x 0.020	3	ERG4001	0.74	0.61
RBD1887F	500	16-14	0.170	0.187 x 0.020	3	ERG4001	0.74	0.61

Diagrams



Disconnects and male tabs

250 Series — Male tabs



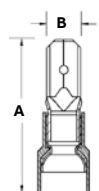
	Cat. no.	Pkg. qty.	Wire range (AWG)	Max. ins. (in.)	Tab size (in.)	Rec. tool	Dimensions (in.)	
							A	B
Vinyl self-insulated								
	18RA-250T	100	22-18	0.150	0.250 x 0.032	ERG4001	0.95	—
	RA2517	1,000	22-18	0.150	0.250 x 0.032	ERG4001	0.95	—
	14RB-250T	100	16-14	0.170	0.250 x 0.032	ERG4001	0.95	—
	RB2517	1,000	16-14	0.170	0.250 x 0.032	ERG4001	0.95	—
	10RC-250T	50	12-10	0.250	0.250 x 0.032	ERG4001	1.08	—
	RC2517	500	12-10	0.250	0.250 x 0.032	ERG4001	1.08	—
Nylon fully insulated								
	18RA-251T	50	22-18	0.150	0.250 x 0.032	ERG4001	1.13	0.45
	RA25177	500	22-18	0.150	0.250 x 0.032	ERG4001	1.13	0.45
	14RB-251T	50	16-14	0.170	0.250 x 0.032	ERG4001	1.13	0.45
	RB25177	500	16-14	0.170	0.250 x 0.032	ERG4001	1.13	0.45
	10RC-251T	25	12-10	0.210	0.250 x 0.032	ERG4001	1.17	0.45
	RC25177	500	12-10	0.210	0.250 x 0.032	ERG4001	1.17	0.45
Non-insulated/insulated grip								
	A18-250T	100	22-18	—	0.250 x 0.032	WT110M	0.87	—
	B14-250T	100	20-14	—	0.250 x 0.032	WT110M	0.87	—
Non-insulated								
	A18-251T	100	22-18	—	0.250 x 0.032	ERG4002	0.68	—
	A251	1,000	22-18	—	0.250 x 0.032	ERG4002	0.68	—
	B14-251T	100	16-14	—	0.250 x 0.032	ERG4002	0.68	—
	B251	1,000	16-14	—	0.250 x 0.032	ERG4002	0.68	—
	C10-251T	50	12-10	—	0.250 x 0.032	ERG4002	0.68	—

187 Series — Male tabs



	Cat. no.	Pkg. qty.	Wire range (AWG)	Max. ins. (in.)	Tab size (in.)	Rec. tool	Dimensions (in.)	
							A	B
Vinyl insulated								
	18RAD-187	100	22-18	0.150	0.187 x 0.032	ERG4001	0.87	—
	18RAD-188	100	22-18	0.150	0.187 x 0.020	ERG4001	0.87	—
	14RBD-187	100	16-14	0.170	0.187 x 0.032	ERG4001	0.87	—
	14RBD-188	100	16-14	0.170	0.187 x 0.020	ERG4001	0.87	—

Diagram





Disconnects and male tabs

Insulated coupler requires no tool.

250 Series — Adapters and coupler*



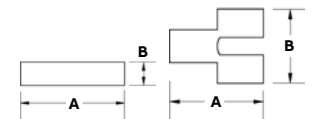
	Cat. no.	Pkg. qty.	Tab size (in.)	Dimensions (in.)	
				A	B
Non-insulated					
	F250TA	50	0.250 x 0.032	0.82	0.56
	FTA250	1,000	0.250 x 0.032	0.82	0.56
Insulated coupler					
	RB14-250	50	0.250 x 0.032	2.35	0.51
	RBB250	500	0.250 x 0.032	2.35	0.51

* Not UL Listed or CSA certified



Cat. no. F250TA — Material: brass Finish: tin-plated

Cat. no. RB14-250 — Material: brass Finish: none Insulation: vinyl

Diagrams

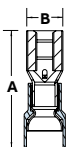


110 Series — Disconnects

	Cat. no.	Pkg. qty.	Wire range (AWG)	Max. ins. (in.)	Tab size (in.)	Rec. tool	Dimensions (in.)	
							A	B
Nylon-insulated								
	RA18-110F	100	22-18	0.110 x 0.032	0.110	ERG4006	0.75	0.15
	RA10-SK	1,000	22-18	0.110 x 0.032	0.110	ERG4006	0.75	0.15
	RA18-111F	100	22-18	0.110 x 0.020	0.110	ERG4006	0.75	0.15
	RA11	1,000	22-18	0.110 x 0.020	0.110	ERG4006	0.75	0.15
	RB14-110F	100	16-14	0.110 x 0.032	0.135	ERG4006	0.75	0.15
	RB10-SK	1,000	16-14	0.110 x 0.032	0.135	ERG4006	0.75	0.15
	RB14-111F	100	16-14	0.110 x 0.020	0.135	ERG4006	0.75	0.15
	RB11-TB	1,000	16-14	0.110 x 0.020	0.135	ERG4006	0.75	0.15
Non-insulated								
	A18-110F	100	22-18	0.110 x 0.032	-	WT111M. WT112M . WT2000	0.59	0.15
	A10-TB	1,000	22-18	0.110 x 0.032	-	WT111M. WT112M . WT2000	0.59	0.15
	A18-111F	100	22-18	0.110 x 0.020	-	WT111M. WT112M . WT2000	0.59	0.15
	A11	1,000	22-18	0.110 x 0.020	-	WT111M. WT112M . WT2000	0.59	0.15
	B14-110F	100	16-14	0.110 x 0.032	-	WT111M. WT112M . WT2000	0.59	0.15
	B10-TB	1,000	16-14	0.110 x 0.032	-	WT111M. WT112M . WT2000	0.59	0.15
	B14-111F	100	16-14	0.110 x 0.020	-	WT111M. WT112M . WT2000	0.59	0.15
	B11-TB	1,000	16-14	0.110 x 0.020	-	WT111M. WT112M . WT2000	0.59	0.15



* Not UL Listed or CSA certified

Diagram



Disconnects and male tabs

Wristlock disconnects†

	Cat. no.	Pkg. qty.	Wire range (AWG)	Max. ins. (in.)	Rec. tool	Dimensions (in.)	
						A	B
Nylon-insulated							
	RA18D	50	22-18	0.136	WT2000	0.99	1.70
	RA23	1,000	22-18	0.136	WT2000	0.99	1.70
	RB14D	50	16-14	0.162	WT2000	0.99	1.70
	RB23	1,000	16-14	0.162	WT2000	0.99	1.70
Non-insulated							
	B14-D	50	16-14	0.187	WT110M	0.97	1.66
	B23	1,000	16-14	0.187	WT110M	0.97	1.66

—
Picture shows wristlock disconnect assembled as two pieces. Parts are sold by the piece not by assemblies.

† Not UL Listed