


Full- and semi-tension compression splices

Aluminum semi-tension neutral compression splices – Common die series



SNG 02

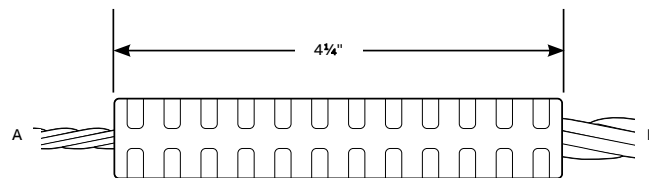
Aluminum construction provides high conductivity.

- Solid center stops ease cable insertion
- Prefilled with oxide inhibitor and topped with color-coded caps to prevent oxidation and keep out moisture
- All splices marked with installation die codes and compression locations, providing easy identification for easy installation
- Designed to develop 40% of the conductor's rated strength
- Meets or exceeds ANSI C119.4 specifications

Aluminum semi-tension neutral compression splices

Cat. no.	Conductor A (AWG)		Conductor B (AWG)		Installing dies
	ACSR	Str.	ACSR	Str.	
SNG 66	#6	#6	#6	#6	TU, 52, 5/8, BG, 243, 8A
SNG 44	#4	#4	#4	#4	TU, 52, 5/8, BG, 243, 8A
SNG 22	#2	#2	#2	#2	TU, 52, 5/8, BG, 243, 8A
SNG 00	1/0	1/0	1/0	1/0	TU, 52, 5/8, BG, 243, 8A
SNG 46	#4	#4	#6	#6	TU, 52, 5/8, BG, 243, 8A
SNG 24	#2	#2	#4	#4	TU, 52, 5/8, BG, 243, 8A
SNG 02	1/0	1/0	#2	#2	TU, 52, 5/8, BG, 243, 8A
SNG 26	#2	#2	#6	#6	TU, 52, 5/8, BG, 243, 8A
SNG 11	#1	#1	#1	#1	TU, 52, 5/8, BG, 243, 8A

Diagram



Note: For tin-plating option, add "-TN" suffix to the catalog number.

Full- and semi-tension compression splices

Aluminum loop compression splices



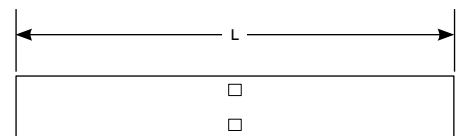
Designed to develop 25% of the conductor's rated strength.

- Versatile compression splices for ACSR, ACAR, AAAC 5005 and AAC conductors
- Constructed from aluminum for high conductivity
- Prefilled with oxide inhibitor to prevent oxidation and keep out moisture
- All splices marked with wire size, installation die codes and compression locations, providing easy identification for easy installation
- Meets or exceeds ANSI C119.4 specifications

Aluminum loop compression splices

Cat. no.	Wire size (AWG or kcmil)		Length (in.)	EEI*		Installing tools and dies (compression per end)
	ACSR, ACAR [†] , 5005 [†] , AAAC	AAC		die code	Dies – UT5 type	
SNG 00	1/0 (6/1)	1/0	4 ¹ / ₄	8A	TU	243, 52, ⁵ / ₈ , BG
Z 1 A 10	2/0 (6/1)	2/0	6 ³ / ₈	–	TZ (6)	58, 60, 245, 9A
Z 1 A 51	–	3/0	4 ¹ / ₄	10A	TZ (4)	58, 60, 245, 9A
866*	3/0 (6/1)	3/0	6 ³ / ₈	10A	TV (9)	58, 60, 245, 9A
867*	4/0 (6/1)	4/0–250	6 ³ / ₈	11A	TX (9)	249, 76 (3), 76H (6), 840
869	266.8	266–300	7 ¹ / ₂	11A	TH (6)	87 (3), 87H (6)
H 1 A 33	336.4 (18/1)	336–350	6 ⁵ / ₈	11A	TH (6)	87 (3), 87H (6)
872*	336.4	336.4–350	7 ¹ / ₂	13A	–	96 (3), 96H (6), 472, 655
874*	397.5	397.5–477	7 ¹ / ₂	14A	–	106 (3), 106A (6), 719, 327
876*	477	500–556.6	7 ¹ / ₂	15A	–	115 (3), 115H (6), 318
879	556.5	600–700	9 ³ / ₄	–	–	125 (3), 125H (6), 1 ⁵ / ₁₆ , 608
883	605–666.6	715.5–800	12 ³ / ₄	–	–	140 (4), 140H (8)
892	715.5–874.5	874.5–1,000	12 ³ / ₄	–	–	150 (4), 150H (8), 725, 352, 319, 292

Diagram



* When using EEI dies, space compressions ¹/₈" apart.

[†] Select diameter equivalent to ACSR.

Full- and semi-tension compression splices

Type ACJ and RCJ aluminum partial-tension jumper sleeves



Type ACJ

Meets the 40% partial tension requirement of ANSI C119.4.

Type ACJ – Aluminum jumper sleeves for all aluminum conductors

Cat. no.	AWG or kcmil wire size (stranding)	Length (in.)	Installing dies*
ACJ20	2/0 (7, 19)	4 ³ / ₄	BY33, C-167, W-247, 737, B39EA, 247, 747
ACJ205	2/0 (7, 19)	4 ³ / ₄	BY41, W-245, 635, B30EA, 245, ⁵ / ₈ -1, 635
ACJ40	4/0 (7, 19)	4 ³ / ₄	BY37, W-249, 840, B49EA, 249
ACJ266	266.8 (7, 19)	5 ³ / ₈	B75AH, 251, 1 ¹ / ₂
ACJ336	336.4 (19, 37)	5 ³ / ₈	B80EA, 321, 1 ¹ / ₈ -1
ACJ350	350 (19)	6 ³ / ₄	B80EA, 490, 547, 1 ¹ / ₈ -1
ACJ397	397.5 (19)	6 ³ / ₄	B80EA, 468, 1 ¹ / ₈ -1
ACJ477	477, 500 (19, 37)	9 ¹ / ₂	B80EA, 317, 426, 1 ¹ / ₈ -1
ACJ556	556.5 (19, 37)	9	B76AH, 318, 1 ¹ / ₈ -1

*OD58 dies are interchangeable with those listed for O-52.



Type RCJ

Type RCJ – Aluminum jumper sleeves for ACSR, AAAC, 5005, AAC conductors

Cat. no.	AWG or kcmil wire size (stranding)	Length (in.)	Installing dies*
RCJ10 [†]	1/0 ACSR (⁶ / ₄) 1/0 AAAC (7) 1/0 5005 (7) 1/0 AAC (7)	6 ¹ / ₂	737, 747, W-C, W-702, B39EA, 167, 247
RCJ20 [†]	2/0 ACSR (⁶ / ₄) 2/0 AAAC (7) 2/0 5005 (7) 2/0 AAC (7)	6 ³ / ₄	781, B74AH, 659, ³ / ₄
RCJ30 [†]	3/0 ACSR (⁶ / ₄) 3/0 AAAC (7) 3/0 5005 (7) 3/0 AAC (7)	6 ¹ / ₄	B49EA, 658, ²⁹ / ₃₂
RCJ40BB [†]	4/0 ACSR (⁶ / ₄) 4/0 AAAC (7) 4/0 5005 (7) 4/0 AAC (7)	6 ³ / ₄	B61EA, 654, 1
RCJ266 [†]	266.8 ACSR (¹⁹ / ₄)	7	B80EA, 655, 1 ¹ / ₈ -1
RCJ336 [†]	336.4 ACSR (¹⁹ / ₄)	7	B80EA, 655, 1 ¹ / ₈ -1
RCJ397	397.5 ACSR (¹⁹ / ₄) 336.4(26-7) 336.4 (30-7)	7 ¹ / ₄	B20AH, 327, 1 ¹ / ₈ -1
RCJ477	477 ACSR (¹⁹ / ₄)	8 ³ / ₄	B20AH, 318, ¹⁵ / ₁₆
RCJ477M	477 ACSR (²⁶ / ₇)	9	B76AH, 318, 1 ¹ / ₈

* OD58 dies are interchangeable with those listed for O-52.

[†] RUS listed.

Full- and semi-tension compression splices

Aluminum full-tension compression splices for aluminum conductors



Q 2 A 7



2190



U 2 A 9

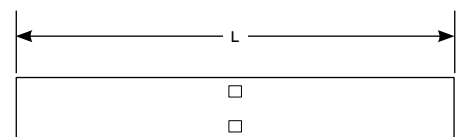
Seamless aluminum tubing provides high conductivity.

- Sleeves have an internal taper that acts as a funnel-like entrance for easy insertion of conductors and provides stress relief on the conductor strands upon compression
- Prefilled with oxide inhibitor to prevent oxidation and keep out moisture
- All splices marked with conductor size and die references, providing easy identification for easy installation
- Designed to develop 95% or more of the conductor's rated strength
- Meets or exceeds ANSI C119.4 specifications

Aluminum full-tension compression splices

Cat. no.	Wire size (AWG or kcmil)	Length (in.)	Installing dies
SNG44	#4 str.	4¼	243, TU, 52, 518, 8A, BG
Q 2 A 7	#2 str.	4½	TQ, 163, 239, ½, 6A
U 2 A 9	1/0	6¼	TU, 52, 243, 19/32, CSA 22, 8A
W 2 A 20	2/0 str.	6½	TW-TY, 245, 635, 9A
Z 2 A 10	2/0 str.	6½	166
Z 2 A 51	3/0 str.	6½	166
2169	3/0 str.	8¼	TV, 66, 694, 702, 781, 10A
2170	4/0–250 str.	8¼	TX, 76, 249, 840, 11A
2174	266–300 str.	10¾	87
2176	336.4–350 str.	10	96H, 655, 1½–1, 321, 13A
2178	397.5–400 str.	10	96H, 655, 1½–1, 13A
2182	450–477 str.	13	106, 14A, 1½/16
2183	556.5 str.	10¾	115H, 318, 1½/16, 15A
2186	636 str.	13¾	125
2187	750–795 str.	13¾	140
2188	795 str.	13¾	140, 1½
2190	874.5–1,000 str.	13¾	150

Diagram



Note: For wire sizes over 1000 kcmil, please consult your ABB representative.

Full- and semi-tension compression splices

Type AC aluminum single-sleeve, full-tension splices for all-aluminum conductor



Type AC

Center stop assures proper conductor positioning.

- External end taper provides conductor stress relief, ease of stringing and corona protection
- Internal end chamfer allows easy conductor insertion and prevents sharp edge contact with conductor
- Fully tested to meet electrical and mechanical requirements of ANSI C119.4; will withstand 95% of conductor rated breaking strength


Type AC – Single-sleeve, full-tension splices for all aluminum conductors

Cat. no.	AWG or kcmil wire size (stranding)	L (in.)	Installing dies*
AC6-TB	6 (7)	3	BY19, W-161, $\frac{5}{16}$, B73SH, 161
AC4-BB	4 (7)	3	BY21, W-162, $\frac{3}{8}$, B71AH, 162, $1\frac{3}{8}$
AC2-TB	2 (7)	$4\frac{1}{8}$	BY23, W-163, $\frac{1}{2}$, B17EA, 163, $2\frac{1}{2}$, 510
AC10-TB	1/0 (7, 19)	$7\frac{1}{4}$	BY31, BGW-243, W-687, $\frac{5}{8}$ -1, B24EA, 243, $\frac{5}{8}$ -1, 635
AC20	2/0 (7, 19)	$9\frac{1}{4}$	BY33, C-167, W-247, 737, B39EA, 247, 747
AC205	2/0 (7, 19)	$9\frac{1}{4}$	BY41, W-245, 635, B30EA, 245
AC30	3/0 (7, 19)	8	BY35, W-247, 781, B74AH, 247
AC40	4/0 (7, 19)	$9\frac{1}{2}$	BY37, W-249, 840, B49EA, 249, 840
AC266	266.8 (7, 19)	$8\frac{5}{8}$	B75AH, 251, 1.00
AC336	336.4 (19, 37)	10	B80EA, 321, $1\frac{1}{8}$ -1
AC350	350 (19)	11	B80EA, 490, 547, $1\frac{1}{8}$ -1
AC397	397.5 (19)	$12\frac{1}{8}$	B80EA, 468, $1\frac{1}{8}$ -1
AC477	477 (19, 37)	$13\frac{1}{2}$	B80EA, 317, 426, $1\frac{1}{8}$ -1
AC556	556 (19, 37)	$13\frac{1}{2}$	B76AH, 318, $1\frac{5}{16}$

* OD58 dies are interchangeable with those listed for O-52.

Full- and semi-tension compression splices

Aluminum full-tension compression splices for ACSR and aluminum-alloy conductors



Simplify hot-line distribution construction and eliminate the separate splicing of ACSR core wires.

- Constructed from seamless aluminum tubing for high conductivity
- Prefilled with oxide inhibitor to prevent oxidation and keep out moisture
- Sleeves have an internal taper that acts as a funnel-like entrance for easy insertion of conductors and provides stress relief on the conductor strands upon compression
- Solid barriers in the center of the sleeves ensure all-around distribution and penetration of the oxide inhibitor to all strands
- All splices marked with conductor size and die references, providing easy identification for easy installation
- Designed to develop 95% or more of the conductor's rated strength
- Meets or exceeds ANSI C119.4 specifications

Aluminum full-tension compression splices

Cat. no.	AWG or kcmil wire size	L (in.)	Installing dies
BS 66	#6 AAC, #6 ACSR (6/1)	6 ⁵ / ₈	TB, 239, 1/2
BS 46	#4 AAC, #4 ACSR (6/1), #4 AAAC	9 ⁷ / ₁₆	TB, 239, 1/2
BS 467	#4 AAC, #4 ACSR (6/1), #4 ACSR (7/1), #4 AAAC	10 ³ / ₈	TB, 239, 1/2
DS 26	#2 AAC, #2 ACSR (6/1)	12 ¹ / ₄	BG, TW-TY
DS 267	#2 AAC, #2 ACSR (6/1), #2 ACSR (7/1), #2 AAAC	11 ¹ / ₄	BG, TW-TY
WS 10	1/0 AAC, 1/0 ACSR (6/1), 1/0 AAAC	12 ³ / ₈	TW-TY, 58, 245
RS 10	1/0 AAC, 1/0 ACSR (6/1), 1/0 AAAC	13	167, 247, 702, 737
MS 20	2/0 AAC, 2/0 ACSR (6/1), 2/0 AAAC	17 ⁷ / ₈	TM, 62, 11 ¹ / ₁₆
16100	3/0 AAC, 3/0 ACSR (6/1), 3/0 AAAC	17 ⁷ / ₈	76H, 658
16101	4/0 AAC, 4/0 ACSR (6/1), 4/0 AAAC	17 ⁷ / ₈	87, 654
16104	336.4 (18/1) ACSR	19	96, 655, 1 ¹ / ₈ -1, 13A
16106	397.5 (18/1) ACSR	28	96
16477	477 (18/1) ACSR	30	115H

Diagram



Note: For wire sizes over 1000 kcmil, please consult your ABB representative.

Full- and semi-tension compression splices

Type RC aluminum single-sleeve full-tension splices for ACSR, AAAC, 5005 and AAC conductors



Type RC

Replaces two-piece splices.

- Center stop assures proper conductor positioning
- External end taper provides conductor stress relief, ease of stringing and corona protection
- Internal end chamfer allows easy conductor insertion and prevents sharp edge contact with conductor
- Tested to meet electrical and mechanical requirements of ANSI C119.4; will withstand 95% of conductor rated breaking strength

Type RC – Single-sleeve, full-tension splices for ACSR, AAAC, 5005, AAC conductors

Cat. no.	AWG or kcmil wire size (stranding)	L (in.)	Installing dies*
RC4BB [†]	4ACSR (6 ¹ / ₄ , 7 ¹ / ₄), 4AAAC (7), 4 5005 (7), 4AAC (7)	12	1/2, W-163, B72AH, 163, 510
RC45 [†]	4ACSR (6 ¹ / ₄ , 7 ¹ / ₄), 4AAAC (7), 4 5005 (7), 4AAC (7)	12	5/8-1, 635, BG, W-BG, W-243, 5/8-1, B24EA, 243, 687
RC2BB [†]	2ACSR (6 ¹ / ₄ , 7 ¹ / ₄), 2AAAC (7), 2 5005 (7), 2AAC (7)	13 5/8	5/8-1, 635, BG, W-245, B24EA, B30EA, 245, 687
RC25 [†]	2ACSR (6 ¹ / ₄ , 7 ¹ / ₄), 2AAAC (7), 2 5005 (7), 2AAC (7)	13 5/8	737, 747, W-C, W-247, W-702, B39EA, 167, 247, 702,
RC10 [†]	1/0 ACSR (6 ¹ / ₄), 1/0 AAAC (7), 1/0 5005 (7), 1/0 AAC (7)	15 1/4	737, 747, W-C, W-702, B39EA, 167, 247, 702
RC205 [†]	2/0 ACSR (6/1)	17	737, 747, W-702, B39EA, 247
RC20 [†]	2/0 ACSR (6 ¹ / ₄), 2/0 AAAC (7), 2/0 5005 (7), 2/0 AAC (7)	16	781, B74AH, 659, 3/4
RC30 [†]	3/0 ACSR (6 ¹ / ₄), 3/0 AAAC (7), 3/0 5005 (7), 3/0 AAC (7)	17	B49EA, 658, 29 3/32
RC40 [†]	4/0 ACSR (6 ¹ / ₄), 4/0 AAAC (7), 4/0 5005 (7), 4/0 AAC (7)	18 1/2	B61EA, 654, 1-2
RC336	336.4 ACSR (18 ¹ / ₄)	19 1/4	B80EA, 655, 1 1/8-1, 1 1/8-2
RC397	397.5 ACSR (18 ¹ / ₄)	21 1/2	B20AH, 327, 1 1/8-1, 1 1/8-2
RC477	477 ACSR (18 ¹ / ₄)	24	B78AH, 788, 1 5/16

*OD58 dies are interchangeable with those listed for O-52.

[†]RUS listed

Full- and semi-tension compression splices

Aluminum multi-range dieless compression splices – Minimum and partial tension



SGAC 500

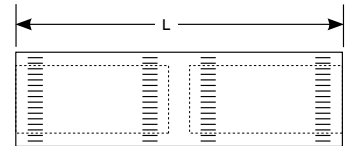
Compression splices for a wide conductor range, no dies needed.

- Made from aluminum for high strength and high conductivity
- Solid center stop ensures proper cable insertion
- Dual-rated for use with aluminum and copper conductors
- Connector bores coated with oxide inhibitor and capped to prevent oxidation
- All splices marked with conductor sizes for easy identification

Minimum tension

Cat. no.	Conductor size (AWG or kcmil)	Decimal range		Tool	L (in.)
		Min. O.D.	Max. O.D.		
SGAC 1/0	#10 sol. – 1/0 ACSR	0.102	0.398	VC-5/VC-6	2
SNG 00	#10 sol. – 1/0 ACSR	0.102	0.398	VC-5/VC-6	4¼
SGAC 3/0	#8 sol. – 3/0 str.	0.128	0.470	VC-5/VC-6	3
SGAC 250	#4 sol. – 266.8 – 4/0 ACSR	0.204	0.593	VC-5/VC-6	4
SGAC 350	2/0 str. – 350 – 336.4 (18/1)	0.414	0.684	VC-6	5
SGAC 500	4/0 str. – 500 – 477 (18/1)	0.522	0.814	VC-6	5
SGAC 8650	350 str. – 636 (36/1) 400 copper max.	0.681	0.940	VC-8	8⅞
SGAC 8800	397.5 str. – 795 (36/1) 500 copper max.	0.724	1.040	VC-8	10⅞

Diagram



Note: For tin-plating option, add “-TN” suffix to the catalog number.

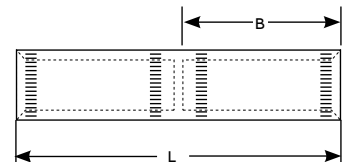


SKAC 500

Partial tension

Cat. no.	Conductor size (AWG or kcmil)	Decimal range		Tool	B (in.)	L (in.)
		Min. O.D.	Max. O.D.			
SKAC 2/0	#2 str. – 2/0 ACSR	0.292	0.447	VC-5/VC-6	3⅞	6½
SKAC 4/0	1/0 str. – 4/0 ACSR	0.368	0.563	VC-5/VC-6	3⅞	8
SKAC 500	4/0 str. – 477 (18/1) ACSR	0.522	0.814	VC-6	3⅞	8
SKAC 600	300 – 477 (26/7) ACSR	0.629	0.858	VC-6	5⅞	11⅞
SKAC 700	556.5 – 636 (36/1) ACSR	0.858	0.930	VC-8	6⅞	12⅞
SKAC 800	700 – 795 (36/1) ACSR	0.964	1.040	VC-8	6⅞	12⅞

Diagram



Full- and semi-tension compression splices

Aluminum multi-range dieless compression splices – Full tension



U2A9



AAC 4/0 FT

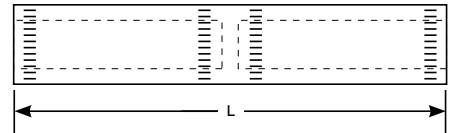
Aluminum compression splices provide high strength and high conductivity.

- Solid center stop ensures proper cable insertion
- Dual-rated for use with aluminum and copper conductors
- Connector bores coated with oxide inhibitor and capped to prevent oxidation
- All splices marked with conductor size and die references, providing easy identification for easy installation
- Designed to develop 95% or more of the conductor’s rated strength
- Meets or exceeds ANSI C119.4 specifications.

AAC series – Full tension

Cat. no.	Conductor size (AWG or kcmil)	Decimal range		Tool	L (in.)
		Min. O.D.	Max. O.D.		
U2A9	#4 str. – 1/0 str. aluminum	0.232	0.368	VC-5/VC-6	6¼
AAC 4/0 FT	1/0 str. – 4/0 str. aluminum	0.368	0.522	VC-5/VC-6	8
AAC 350 FT	4/0 str. – 350 aluminum – 336.4 (18/1)	0.522	0.681	VC-6	9½
AAC 500 FT	336.4 str.–500 aluminum	0.666	0.795	VC-6	12½

Diagram

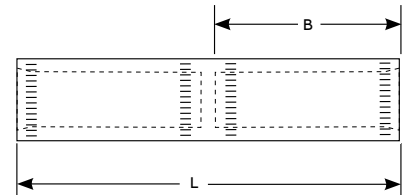


ACSR 397.5 FT

ACSR series – Full tension

Cat. no.	Conductor size (AWG or kcmil)	Decimal range		Tool	B (in.)	L (in.)
		Min. O.D.	Max. O.D.			
U2A9	#4 str.–1/0 str. aluminum	0.232	0.368	VC-5/VC-6	6¼	14¼
ACSR 2 FT	#4 str. – #2 str. aluminum, #4 (6/1)–#2 (7/1) ACSR, #6 sol.–#4 sol. copper, #6 str.–#2 str. copper	0.162	0.325	VC-5/VC-6	7	14¼
ACSR 1/0 FT	#2 str.–1/0 (6/1) ACSR	0.292	0.398	VC-5/VC-6	8¾	17
ACSR 2/0 FT	#2 str.–2/0 str. aluminum, #2 (6/1)–2/0 (6/1) ACSR, #2 str.–1/0 str. copper	0.292	0.447	VC-5/VC-6	9¾	18½
ACSR 4/0 FT	1/0 str. – 4/0 str. aluminum 1/0 (6/1)–4/0 (6/1) ACSR, 1/0 str.–3/0 str. copper	0.368	0.563	VC-6	9¾	20
ACSR 397.5 FT	4/0–397.5 str. aluminum, 4/0 (6/1)–397.5 (18/1) ACSR, 3/0 str.–4/0 str. copper	0.470	0.743	VC-6	11	23

Diagram



Note: For tin-plating option, add “-TN” suffix to the catalog number.

Full- and semi-tension compression splices

Copper loop compression splices



39029

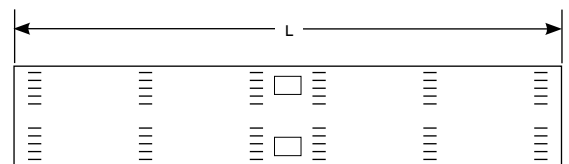
Seamless copper tubing provides high conductivity.

- All splices marked with wire size, installation die codes and compression locations, providing easy identification for easy installation
- Designed to develop 25% or more of the conductor's rated strength
- Meets or exceeds ANSI C119.4 specifications

Copper loop compression splices

Cat. no.	Wire size (AWG)	L (in.)	Installing tools and dies (compressions per end)	
			Dies-UT 5 type	Dies-hydraulic
J 1 C 1	#8 sol. & str.	2 ³ / ₄	TJ (2)	161
J 1 C 3	#6 sol. & str.	2 ³ / ₄	TJ (2)	161
L 1 C 5	#4 sol. & str.	2 ³ / ₄	TLTN (2)	162
Q 1 C 7	#2 sol. & #2 (7) str.	2 ³ / ₄	TQ (2)	–
S 1 C 7	#2 (3) str.	4 ³ / ₄	TS (4)	–
S 1 C 51	#1 sol.	4 ³ / ₄	TS (4)	–
S 1 C 8	#1 (7–19) str.	4 ³ / ₄	TS (4)	–
S 1 C 52	1/0 sol.	4 ³ / ₄	TS (4)	–
U 1 C 9	1/0 (7–19) str.	4 ¹ / ₂	TU (4)	52 (2)
39023	2/0 (7–19) str.	4 ¹ / ₂	TZ (4)	58 (2)
39026	3/0 (7–19) str.	4 ¹ / ₂	–	62 (2), 167
39029	4/0 (7–19) str.	4 ¹ / ₂	–	71 (2), 168

Diagram



Note: For tin-plating option, add "-TN" suffix to the catalog number.

Full- and semi-tension compression splices

Copper full-tension compression splices

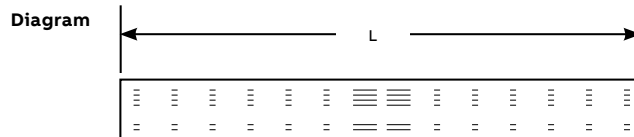


Seamless copper tubing provides high conductivity for full-tension applications.

- All splices marked with wire size, installation die codes and compression locations, providing easy identification for easy installation
- Designed to develop 95% or more of the conductor's rated strength
- Meets or exceeds ANSI C119.4 specifications
- Selected models are RUS accepted

Copper full-tension compression splices

Cat. no.	Wire size (AWG)	L (in.)	Installing dies
Copper conductors			
J 2 C 1	#8 sol. & str.	1 ⁵ / ₁₆	TJ, 161
J 2 C 3*	#6 sol. & str.	2 ¹ / ₄	TJ, 161, J
L 2 C 4	#4 sol.	3 ¹ / ₄	TLTN, 162, ³ / ₈
L 2 C 5*	#4 str.	3 ¹ / ₄	TLTN, 162, ³ / ₈
Q 2 C 6	#2 sol.	4 ³ / ₈	TQ, ¹ / ₂ , 163
Q 2 C 7	#2 (7) str.	4 ³ / ₈	TQ, ¹ / ₂ , 163
S 2 C 7*	#2 (3) str.	4 ¹ / ₄	TS, ⁹ / ₁₆ , 164
S 2 C 52	1/0 str.	4 ¹ / ₄	TS, ⁹ / ₁₆ , 164
U 2 C 9*	1/0 (7-19) str.	5 ¹ / ₄	TU
Z 2 C 1	2/0 (7-19) str.	5 ¹ / ₄	TZ, 166
2723	2/0 (7-19) str.	6 ¹ / ₂	58, 245
2726	3/0 (7-19) str.	6 ¹ / ₂	62, 167
2729	4/0 (7-19) str.	8 ³ / ₈	71, 840, 168
Copperweld[®] copper conductors			
L 2 E 1*	8A	5 ³ / ₁₆	TLTN, 162
L 2 E 3*	6A	5 ³ / ₁₆	TLTN, 162
CFT series			
CFT 8 S-J	#8 sol.	2	J161
CFT 6 S-J	#6 sol.	2 ¹ / ₄	J161
CFT 4 S-P	#4 sol.	2 ³ / ₄	P162
CFT 2 S-X	#2 sol.	3	X163
CFT 8 J	#8 (7) str.	2 ¹ / ₄	J161
CFT 6 J	#6 (7) str.	2 ¹ / ₄	J161
CFT 4 P	#4 (7) str.	2 ³ / ₄	P162
CFT 2 X	#4 (7) str.	3	X163



* RUS accepted
 Note: For tin-plating option, add "-TN" suffix to the catalog number.