

## 600 A separable cable joints

600 series separable cable joints are available in 2-, 3- and 4-way versions and include a capacitive test point as standard. Units are interchangeable, featuring bolted connections. Designs are compact and ideally suited for small vaults and manholes.

De-energized joints can be quickly and easily connected and disconnected using standard hand tools and equipment in accordance with accepted operating practices. Bus bars can be changed to add or remove cables from the joint.

Optional accessories include insulating and grounding caps and plugs which allow visible external separation, bypass, isolation, dead-ending, grounding and testing.

### Ratings overview

See page A17 for complete information.

#### Current ratings

- (Prefixes: 650, K650, K655, K656 & 03700)
- 600 Amp Continuous
- 25kA sym., 10 cycles

#### Voltage ratings

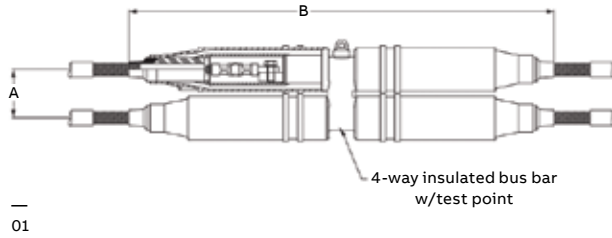
- 15/25 kV class (5kV thru 28kV)
- 16.2 kV phase-to-ground
- 28 kV phase-to-phase
- 140 kV BIL
- 45 kV AC withstand
- 84 kV DC withstand
- 21.5 kV corona extinction

Note: Elastimold has increased the IEEE standard production and design test levels for 25 kV Class products to include 27 kV and 28 kV systems.

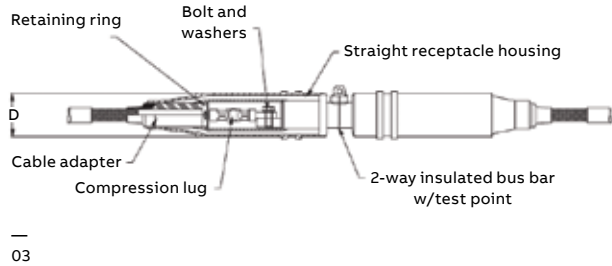
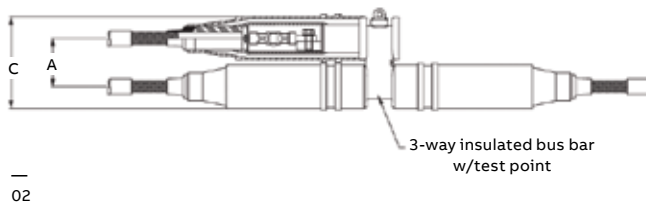


## Separable cable joints – 600 series deadbreak

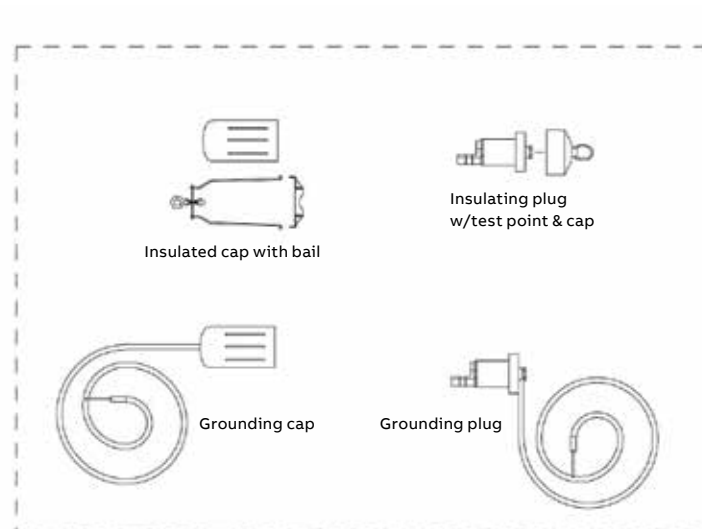
- 01 Separable H-joint (4-way)
- 02 Separable wye-joint (3-way)
- 03 Separable straight joint (2-way)



Dimension	Inches
A	4¼
B	37½
C	8⅛
D	3⅞



## Operating accessories



Note: The separable cable joints shown here use a special "Y" interface that may not be interchangeable with other 600 Series interfaces.

## 600 A separable cable joints

### 600 A separable cable joints

Illustration (not to scale)	Description	Voltage class	Cat. no.	Notes
	Separable straight joint pkg. (2-Way) w/ test point	15/25 kV	K656I-WOX Use tables W7 and X6	N1, 8
	Basic housing pkg. Straight joint w/ test point	15/25 kV	K656I-HP	N2
	Separable wye joint pkg. (3-Way) w/ test point	15/25 kV	K656CY-WOX Use tables W7 and X6	N1, 8
	Basic housing pkg. Wye joint w/test point	15/25 kV	K656CY-HP	N2
	Separable "H" joint pkg. (4-Way) w/ test point	15/25 kV	K656CH-WOX Use tables W7 and X6	N1, 8
	Basic housing pkg. "H" joint w/test point	15/25 kV	K656CH-HP	N2
	2-Way insulated bus bar w/test point	15/25 kV	K656I-BUS	N3
	3-Way insulated bus bar w/test point	15/25 kV	K656CY-BUS	N3
	4-Way insulated bus bar w/test point	15/25 kV	K656CH-BUS	N3
	Straight receptacle	15/25 kV	K655YSR-WOX Use tables W7 and X6	N4, 8
	Direct test straight receptacle elbow	15/25 kV	K655YDSR-WOX Use tables W7 and X6	N4, 8, 11
	Direct test straight receptacle elbow w/test point	15/25 kV	K656YDSR-WOX Use tables W7 and X6	N4, 8, 11
	Straight receptacle housing only	15/25 kV	K655YBSR	N5, 10
	Insulated cap w/ bail	15/25 kV	K655YDR	
	Bail only	15/25 kV	650BA	
	Cable adapter	15/25 kV	655CA-W Use Table W7	
	Adapter retaining ring	15/25 kV	650ARR-X	
	Compression lug	15/25 kV 15/25 kV	03700X 03702X use table X6	N7 N9

Illustration (not to scale)	Description	Voltage class	Cat. no.	Notes
	600 Series straight receptacle size sensitive kit (cable adapter, retaining ring and lug)	15/25 kV	655CK-WOX-ARR use tables W7 and X6	N8
	Insulating plug w/Test point and cap	15/25 kV	K650YBIP	
	Grounding plug (4/0 awg x 6' Ground lead)	15/25 kV	650YGP	
	Grounding cap (4/0 awg x 6' ground lead)	15/25 kV	650GYDR	
	Stainless steel bolt and washers	15/25 kV	650BAW	
	Assembly/disassembly tool	All	600YADT-1	N6
	Assembly/disassembly tool	All	600RRT	N6

Refer to the W and X tables on pages A54-A55 for sizing to cable insulation diameter and conductor size. For cable shield adapters and jacket seals, see pages A44-A45.

- N1.** Complete joint packages consisting of: insulated bus bar, straight receptacle housings, retaining rings, cable size adapters, lugs, bolts and washers.
- N2.** Housing packages consisting of the following non-size sensitive components of the joint: insulated bus bar, straight receptacle housings, bolts and washers.
- N3.** Insulated bus bar only.
- N4.** Straight receptacle consisting of: straight receptacle housing, retaining ring, cable adapter, lug, bolt and washers.
- N5.** Straight receptacle housing consisting of: straight receptacle housing, bolt and washers.
- N6.** Recommended for ease of assembly/disassembly of receptacles to Bus. 600YADT-1 is lever drive and 600RRT is screw drive.
- N7.** Aluminum lug for use on aluminum or copper conductors. DO NOT substitute threaded 03600X lug.
- N8.** Add suffix symbol from page A17 to include cable shield grounding kit and/or cable jacket sealing kit.
- N9.** Copper lug for use with COPPER CONDUCTOR ONLY. DO NOT substitute threaded 03602X lug.
- N10.** Available without the bolt and washers by adding "N" to the part number.
- N11.** Direct Test Connectors, along with a 200TC-X series meter adapter, a properly rated voltage meter and Hot-line Stick, provides a means for direct conductor voltage testing. See pages A10, A15 and A19 for meter adapters.