

E

EZCode® - Identification products



—
E

EZCode - Identification products




Table of contents

Section E

Colour codes	E4
Printable markers	E5
Wire marker books	E6
Wire marker cards	E8
Vinyl sleeve markers	E15
Stainless steel sleeve markers	E21
ID tagging system	E22
Accessories	E24
ABB express	E26
E-Z-Coder	E28
Packaging options	E29
Labels	E30
Tapes	E34
Printers and supplies	E40

Colour codes



Colour of sleeve black (RAL no. 9011), white print



Colour of sleeve brown (RAL no. 8015), white print



Colour of sleeve red (RAL no. 3018), white print



Colour of sleeve orange (RAL no. 2004), black print



Colour of sleeve yellow (RAL no. 1021), black print



Colour of sleeve green (RAL no. 6001), white print




Colour of sleeve bleu (RAL no. 5010), white print



Colour of sleeve violet (RAL no. 4006), white print



Colour of sleeve grey (RAL no. 7005), black print



Colour of sleeve white (RAL no. 9010), black print



Colour of sleeve pink (RAL no. 3014), black print



Colour of sleeve yellow/green, black print



Colour of sleeve red, white print



Colour of sleeve blue, white print



Colour of sleeve blue, white print




Colour of sleeve blue, white print



Colour of sleeve red, white print

Printable markers

Print your own markers to your requirements



Laser printable

Cat. no.	Sheet size (in.)	Markers per sheet	Marker size (in.)	Print area W x L (in.)	Max. wire dia. (in.)
WLP-1112	8½ x 11	48	1 x 1½	½ x 1	5/16
WLP-1214	8½ x 11	32	1 x 2¼	1 x ¾	15/32
WLP-12112	8½ x 11	96	½ x 1½	½ x ½	5/16
WLP-12114	8½ x 11	64	½ x 2¼	½ x ¾	15/32
WLP-1300	8½ x 11	24	1 x 3	1 x 1	7/8
WLP-1500	8½ x 11	16	1 x 5	1 x 1	1¼
WLP-2112	8½ x 11	24	2 x 1½	2½ x 2	5/16
WLP-2214	8½ x 11	16	2 x 2¼	2 x ¾	15/32
WLP-2300	8½ x 11	12	2 x 3	2 x 1	7/8
WLP-2500	8½ x 11	8	2 x 5	2 x 1	1¼

Order in multiples of 25 sheets.

Add suffix A for 500 sheets, B for 1,000 sheets.

WLP labels may be used on any standard laser printer.

Laser printable

Cat. no.	Sheet size (in.)	Markers per sheet	Marker size W x L (in.)	Print area W x L (in.)	Max. wire dia. (in.)
WES-12112	9 x 8	64	½ x 1½	½ x ½	5/16
WES-1112	9 x 8	32	1 x 1½	1 x ½	5/16
WES-2112	9 x 8	16	2 x 1½	2 x ½	5/16
WES-2214	9 x 9	12	2 x 2¼	2 x ¾	15/32
WES-1334	9 x 9	16	1 x 3¾	1 x 1	7/8
WES-2334	9 x 9	8	2 x 3¾	2 x 1	7/8

Laser printable

- Self-laminating markers have a clear overlay of polyester that protects the legend against oils, grease, water, chemicals and foreign matter
- Markers feature a strong adhesive for maximum adhesion to the wire and are available in a variety of sizes, both as standard and specials
- 1 mil polyester (same material as WPR rolls)
- Test template included with each 25 pack
- Sizes to suit most applications

Dot-matrix printer labels


Cat. no.	Sheet size (in.)	Markers per sheet	Marker size W x L (in.)	Print area W x L (in.)	Max. wire dia. (in.)
WES-12112	2 x 1	64	½ x 1½	½ x ½	5/16
WES-1112	2 x 1	32	1 x 1½	1 x ½	5/16
WES-2112	2 x 1	16	2 x 1½	2 x ½	5/16
WES-2214	9½ x 9	12	2 x 2¼	2 x ¾	15/32
WES-1334	9½ x 9	16	1 x 3¾	1 x 1	7/8
WES-2334	9½ x 9	8	2 x 3¾	2 x 1	7/8
WES-2512	9½ x 12	8	2 x 5½	2 x 1	1½
WES-2128	9½ x 9	3	2½ x 8½	2½ x 2	2

Order in multiples of 25 sheets.

WES labels may be used on any standard dot matrix printer.

Wire marker books

Markers that withstand oil, water and humidity



Vinyl cloth, standard books

Easy to use

- Choose the numbers or letters you need
- Wide selection of sizes and legends
- Size 3 in. x 5 in. (76 mm x 146 mm)
- Material: vinyl cloth
- Cover keeps markers clean
- Books are 3 in. x 5½ in. pocket size
- 10 pages per book

Pocket pack wire marker books are easy to carry and easy to use. The material is an all-purpose vinyl-coated cloth tape exclusively designed to resist abrasion, oil, water and dirt.

From ABB you get the one-piece wire marker and terminal marker. A slight die-cut enables you to easily remove the terminal.

Cat. no.	Number of markers and legends
WM-0 thru 9	40 markers each: 0 thru 9; 10 markers each: T1, T2, T3, L1, L2, L3, WM-0 thru -9
WM-0-9M	46 markers each page; full page of 1, full page of 2, etc.
WM-0-45	10 markers each: 0 thru 45
WM-46-90	10 markers each: 46 thru 90
WM-A-Z	10 markers each: A thru Z, +, -, and 0 thru 15
WM-123	150 markers each: 1, 2, 3
WM-ABC	150 markers each: A, B, C
WM-A-33	10 markers each: 1 thru 33, A, B, C, +, -, T1, T2, T3, L1, L2, L3
WM-A-90	6 markers each: 0 thru 15; 4 markers each: 1
WM-O thru WM-9	2 markers each; 6 thru 90, A thru Z 460 markers each of any number 0 thru 9
WM-A, -B, -C, -D, -E, -F, -G, -L, -N, -P, -R, -S, -T, or X	460 markers each of any letter: -A, -B, -C, -D, -E, -F, -G, -L, -N, -P, -R, -S, -T or -X
WM-GRD	120 markers 7/16 in. X 2½ in. "GRD" legend

Cat. no.	Number of markers and legends
WMLC-1	24 legends, 2 legends each per page, 480 markers per book for house wiring and circuit breakers; 5/8 in. x 1½ in. (16 mm x 10 mm)
WM-T3	10 pages T1, T2, T3; 140 markers each; total 420
WM-L3	10 pages L1, L2, L3; 140 markers each; total 420
WM-9T	3 pages 1, 2, 3; 42 markers each; 3 pages A, B, C; 42 markers each; 2 pages T1, T2, T3; 28 markers each; 2 pages L1, L2, L3; 28 markers each; total 140
WM-1-30	10 Pages 1-30; 14 markers each; total 140
WM-12	8-2/3 pages A-Z, 14 markers each; blank write-ons 1 page, 22 markers; plus and minus 1/3 page, 7 markers each; total 393
WM-13	Plus and minus, ac, dc, 1 page each, 46 markers each; pos. neg. gnd. 1 page each, 28 markers each; spare, neut. 1 page each, 22 markers each; blank write-ons 1 page each, 22 markers each; total 256
WM-0-90	5 pages, 0-45; 5 markers each; 5 pages, 46-90; 5 markers each; total 455

Wire marker books

A handy solution for your identification needs

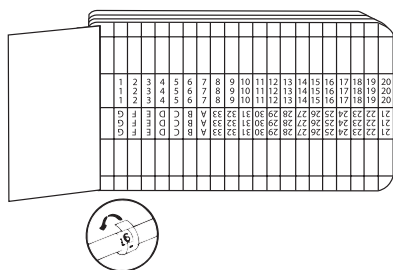


Compact wire marker books

- Compact books are easier to carry
- Bold letters/numbers, easy to apply and read
- Convenient alphanumeric and load center legends
- E-Z-Snap feature removes the entire sheet more easily from the booklet
- Vinyl-coated cloth

Cat. no.	Number of markers and legends
WCMB-0-9	128 markers 09, ABC, +/-; marker size ¼ in. x 1½ in.

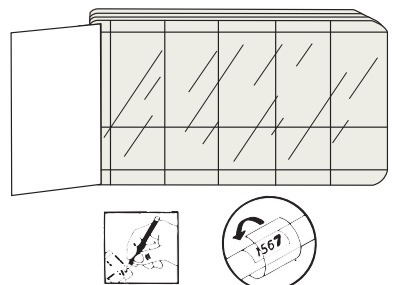
Identify and protect all in one!



Vinyl self-laminating books

- Convenient alphanumeric legends
- Lamination keeps markers protected


Cat. no.	Number of markers and legends
WMSL 1-33, A-G	400 markers: ¼ in. x 1¼ in.– printed area ⅝ in.; 10 markers each: 1 thru 33 and A thru G
WMSL-0-9	40 markers each 0 thru 9; 10 markers each: T1, T2, T3, L1, L2, L3
WMSL-0-45	10 markers each 0 thru 45
WMSL-46-90	10 markers each 46 thru 90
WMSL-A-Z	10 markers each: A thru Z; +, -, and 0 thru 15
WMSL-A-90	6 markers each: 0 thru 15; 4 markers each 16 thru 90; 2 markers each A thru Z



Vinyl self-laminating, blank write-on books

- Choose from a variety of marking area sizes
- Clear area covers print legend for extra protection
- Lamination keeps markers protected

Cat. no.	Number of markers and legends
WM-BW3	30 markers 1 in. x 4¾ in. blank write-on, self-laminating markers; marking area: 1 in. x 1 in.
WM-BW5	60 markers 1 in. x 2¾ in. blank write-on, self-laminating markers; marking area: 1 in. x ¾ in.
WM-BW12	200 markers ½ in. x 1¼ in. blank write-on, self-laminating markers; marking area: ½ in. x ⅝ in.
WM-BW14	400 markers ¼ in. x 1¼ in. blank write-on, self-laminating markers; marking area: ¼ in. x ⅝ in.
WM-BW34	140 markers ¾ in. x 1¼ in. blank write-on, self-laminating markers; marking area: ¾ in. x ⅝ in.



Vinyl self-laminating, standard laminator book

- Protect labels or apply over non-sticking markers
- 50, 3½ in. x 5 in. clear cable laminators

Cat. no.	Number of markers and legends
WM-LAM	50, 3½ in. x 5 in. clear cable laminators

Wire marker cards – Vinyl cloth



Vinyl, colour coding standard books

- Available in two sizes
- Colour your wires for coding and other applications

Cat. no.

Number of markers and legends

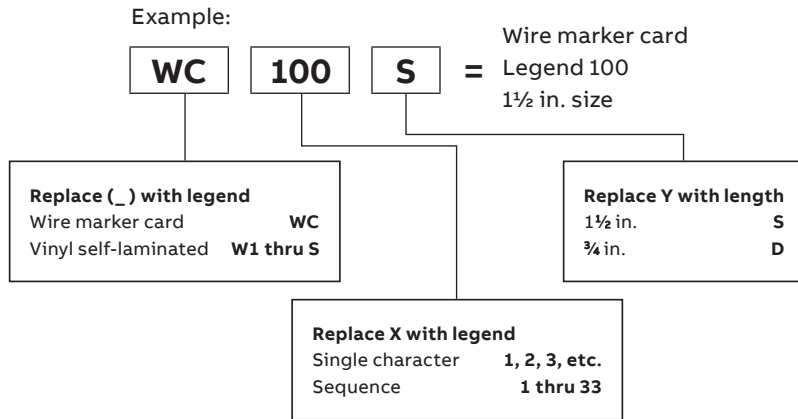
WM-COL1

50 markers each: 1 in. x 2¼ in. 1 page yellow and blue; 2 pages red, white, green and black

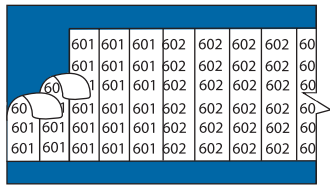
Wire marker cards – Vinyl cloth

Marker cards repel oil, water and humidity

Catalogue numbering system



- Select from a variety of number and letter combinations and sizes
- Material: vinyl cloth
- Standard length 1½ in.
- Available in ¾ in. length



Numbers in sequence

Cat. no.	Legend	Markers/card	
		1½ in. (38 mm)	¾ in. (19 mm)*
WC1 thru 33S	1–33	33	66
WC34 thru 66S	34–66	33	66
WC67 thru 99S	67–99	33	66
WC100 thru 124S	100–125	25	50
WC125 thru 149S	125–149	25	50
WC974 thru 999S	974–999	25	50

Order in multiples of 25 cards.

*When ¾ in. length markers are required, substitute the last S in the catalogue number with a D, i.e. WC1 thru 33S would become WC1 thru 33D.

Solid numbers

Cat. no.	Legend	Markers/card	
		1½ in. (38 mm)	¾ in. (19 mm)*
WCZEROS	0	36	72
WC1S, WC2S thru WC99S	1, 2, ...99	36	72
WC101S, WC102S thru WC600S	101, 102, ...600	25	50

Order in multiples of 25 cards.

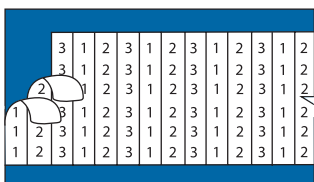
*When ¾ in. length markers are required, substitute the last S in the catalogue number with a D, i.e. WC1S would become WC1D.

Numbers in sequence repeated

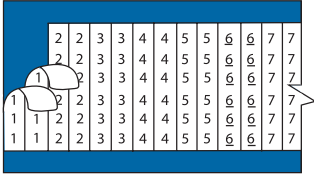
Cat. no.	Legend	Markers/card	
		1½ in. (38 mm)	¾ in. (19 mm)*
WC1 thru 3S	1–3	36	72
WC1 thru 4S	1–4	36	72
WC1 thru 5S	1–5	35	70
WC0 thru 10S	0–10	33	66
WC1 thru 12S	1–12	36	72
WC1 thru 18S	1–18	36	72
WC19 thru 36S	19–36	36	72

Order in multiples of 25 cards.

*When ¾ in. length markers are required, substitute the last S in the catalogue number with a D, i.e. WC1 thru 3S would become WC1 thru 3D.




Wire marker cards – Vinyl cloth



Paired numbers in sequence

Cat. no.	Legend	Markers/card	
		1½ in. (38 mm)	¾ in. (19 mm)*
WC1 thru 16PS	1–16	16	32
WC17 thru 32PS	17–32	16	32
WC33 thru 48PS	33–48	16	32

Order in multiples of 25 cards. *When ¾ in. length markers are required, substitute the last S in the cat. no. with a D, i.e. WC1 thru 16PS would become WC1 thru 16PD.




Suffix numbers

- Use to extend numbers or to make alphanumeric codes (i.e. adding suffix 05 to ABC = ABC05)

Cat. no.	Legend	Markers/card	
		1½ in. (38 mm)	¾ in. (19 mm)*
WC00S	00	36	72
WC01S, WC02S thru WC09S	0,02–09	36	72
WC0009S	00–09	30	60

Cat. no. WC0009S has three sequences of 00...09 on a card. WC0009D has six sequences of 00...09 on a card. Order in multiples of 25 cards. *When ¾ in. length markers are required, substitute the last S in the cat. no. with a D, i.e. WC00S would become WC00D.




Suffix numbers

- Blue, green and red markers have white legends; orange and yellow markers have black legends

Cat. no.	Legend	Background colour	Markers/card	
			1½ in. (38 mm)	¾ in. (19 mm)*
WCBL1S...WCBL50S	1...50	Blue	36	72
WCORZEROS	0	Orange	36	72
WCRDZEROS	0	Red	36	72
WCRD1S...WCRD50S	1...50		36	72

Order in multiples of 25 cards. *When ¾ in. length markers are required, substitute the last S in the cat. no. with a D, i.e. WCBLZER0S would become WCBLZER0D.



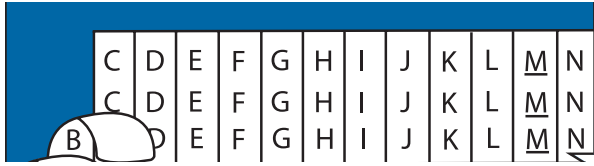
Numbers in sequence on a coloured background

Cat. no.	Legend	Markers/card	
		1½ in. (38 mm)	¾ in. (19 mm)*
On black, white characters			
WCBK1 thru 33S	1–33	33	66
On blue, white characters			
WCBL1 thru 33S	1–33	33	66
WCBL34 thru 66S	34–66	33	66
WCBL67 thru 99S	67–99	33	66
On green, white characters			
WCGR1 thru 33S	1–33	33	66
WCGR34 thru 66S	34–66	33	66
WCGR67 thru 99S	67–99	33	66
WCGR100 thru 124S	100–124	25	50
On red, white characters			
WCRD1 thru 33S	1–33	33	66
WCRD34 thru 66S	34–66	33	66
WCRD67 thru 99S	67–99	33	66
WCRD100 thru 124S	100–124	25	50
On orange, black characters			
WCOR1 thru 33S	1–33	33	66
WCOR34 thru 66S	34–66	33	66
WCOR67 thru 99S	67–99	33	66
WCOR100 thru 124S	100–124	25	50
On yellow, black characters			
WCYL34 thru 66S	34–66	33	66
WCYL67 thru 99S	67–99	33	66

Order in multiples of 25 cards.

*When ¾ in. length markers are required, substitute the last S in the catalogue number with a D, i.e. WCBK1 thru 33S would become WCBK1 thru 33D.

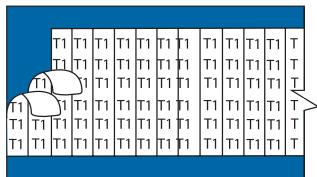
Wire marker cards – Vinyl cloth



Letters in sequence

Cat. no.	Legend	Markers/card	
		1½ in. (38 mm)	¾ in. (19 mm)*
WCAZAJ	A thru Z plus A thru J	36	72
WCAZ09S	A thru Z plus 0 thru 9	36	72

Order in multiples of 25 cards. *When ¾ in. length markers are required, substitute the last S in the catalogue number with a D, i.e. WCAS would become WCAD.

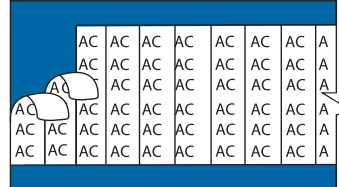


Solid letters and numbers

Cat. no.	Legend	Markers/card	
		1½ in. (38 mm)	¾ in. (19 mm)*
WCA1S...WCA5S	A...A5	72	72
WCB1S...WCB5S	B1...B5	72	72
WCC1S...WCC5S	C1...C5	72	72
WCD1S...WCD5S	D1...D5	72	72
WCE1S...WCE5S	E1...E5	72	72
WCF1S...WCF4S	F1...F4	72	72
WCG1S...WCG4S	G1...G4	72	72
WCH1S...WCH5S	H1...H5	72	72
WCJ1S...WCJ4S	J1...J4	72	72
WCK1S...WCK4S	K1...K4	72	72
WCL1S...WCL5S	L1...L5	72	72
WCM1S...WCM5S	M1...M5	72	72
WCP1S...WCP4S	P1...P4	72	72
WCR1S...WCR5S	R1...R5	72	72
WCS1S...WCS5S	S1...S5	72	72
WCT0S...WCT9S	T0...T9	72	72
WCT10S...WCT15S	T10...T15	72	72
WCU1S...WCU2S	U1...U2	72	72
WCV1S...WCV2S	V1...V2	72	72
WCW1S...WCW2S	W1...W2	72	72
WCX1S...WCX4S	X1...X4	72	72
WCY1S...WCY4S	Y1...Y4	72	72
WCZ1S...WCZ4S	Z1...Z4	72	72

Order in multiples of 25 cards.

*When ¾ in. length markers are required, substitute the last S in the catalogue number with a D, i.e. WC3VS would become WC3VD.



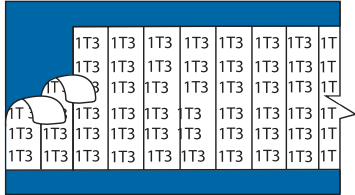
Solid – Miscellaneous electrical symbols

Cat. no.	Legend	Markers/card		Cat. no.	Legend	Markers/card	
		1½ in. (38 mm)	¾ in. (19 mm)*			1½ in. (38 mm)	¾ in. (19 mm)*
WCPLSS	+	36	72	WCSECS	SEC	25	50
WCMINS	-	36	72	WCPSS	PS	36	72
WCPHAS	Phase A	18	36	WCPRIS	PRI	25	50
WCPHBS	Phase B	18	36	WCPLS	PL	36	72
WCPHCS	Phase C	18	36	WCTBS	TB	36	72
WCGRDS	GRD	25	50	WCSSS	SS	36	72
WCNEUTS	NEUT	22	44	WCSPARES	SPARE	18	36
WCLINES	LINE	22	44	WCCYSS	~	36	72
WCLOADS	LOAD	22	44	WCGRSS	GRS	36	72
WCACS	AC	36	72	WCPES	PE	36	72
WCDCS	DC	36	72	WCPENS	PEN	25	50
WCCOMS	COMM	25	50	WC1US	1U	36	72
WCBATS	BAT	25	50	WC2US	2U	36	72
WCBBS	BB	36	72	WC1VS	1V	36	72
WCCBS	CB	36	72	WC2VS	2V	36	72
WCCTS	CT	36	72	WC1WS	1W	36	72
WCIGNS	IGN	25	50	WC2WS	2W	36	72
WCSIGS	SIG	25	50				

Order in multiples of 25 cards.

*When ¾ in. length markers are required, substitute the last S in the catalogue number with a D, i.e. WCPLSS would become WCPLSD.

Wire marker cards – Vinyl cloth



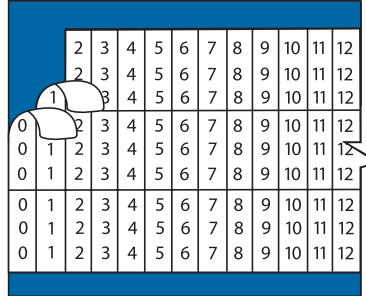
Solid machine tool markers

Cat. no.	Legend	1½ in. (38 mm)	Markers/card	
			¾ in. (19 mm)*	
WC1L1S	1L1	25		50
WC1L2S	1L2	25		50
WC2L1S	2L1	25		50
WC2L2S	2L2	25		50
WC6L2S	6L2	25		50
WC6L3S	6L3	25		50
WC1T2S	1T2	25		50
WC1T3S	1T3	25		50
WC2T1S	2T1	25		50
WC2T2S	2T2	25		50

Order in multiples of 25 cards.

*When ¾ in. length markers are required, substitute the last S in the catalogue number with a D, i.e. WC1L1S would become WC1L1D.

Mini markers are used to identify smaller items such as terminal blocks and small wires



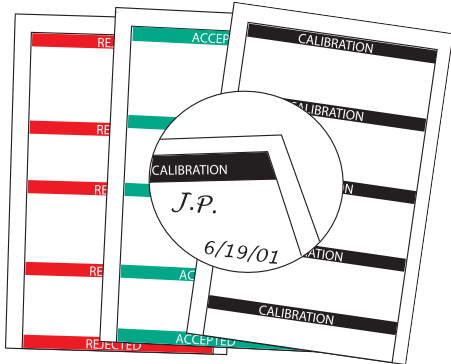
Numbers in sequence – Mini markers

Cat. no.	Legend	Markers/card
		½ in. (13 mm)
WC0 thru 49MIN	0, 1...49	150

Order in multiples of 25 cards.

Quantity of each number per card: 3.

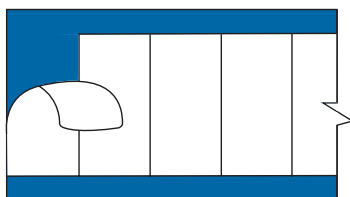
Wire marker cards – Vinyl cloth



Maintenance and production label cards

Cat. no.	Wording	White on coloured background	Labels per card	Label size W x L (in.)
WCMP5	Accepted	Green	14	1½ x ⅝
WCMP1	Calibrated	Black	14	1½ x ⅝
WCMP26	Calibration	Green	14	1½ x ⅝
WCMP2	Certification	Black	14	1½ x ⅝
WCMP18	Due for inspection	Orange	14	1½ x ⅝
WCMP4	Rejected	Red	14	1½ x ⅝
WCMP25	Tested	Green	14	1½ x ⅝
WCMP75	Calibration		9	2¾ x 1

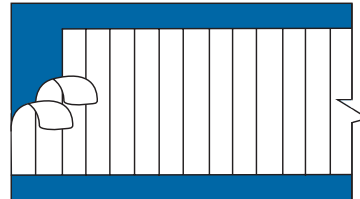
Order in multiples of 25 cards.



Blank write-on markers

Cat. no.	Marker size (in.)	Markers/card
WCBW14X34D	¼ x ¾	72
WCBW1132X112S	1½ x 1½	26
WCBW12X112S	½ x 1½	18
WCBW58X112S	⅝ x 1½	14
WCBW34X214S	¾ x 2½	12

Order in multiples of 25 cards.



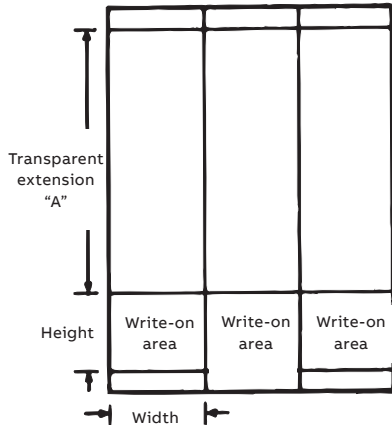
Solid NEMA colour markers

Cat. no.	Colour	Markers per legend	
		1½ in. (38 mm)	¾ in. (19 mm)*
WCBLDS	Blue — Dark	36	72
WCORAS	Orange	36	72
WCPINS	Pink	36	72
WCREDS	Red	36	72
WCWHIS	White	36	72
WCYELS	Yellow	36	72

Order in multiples of 25 cards.

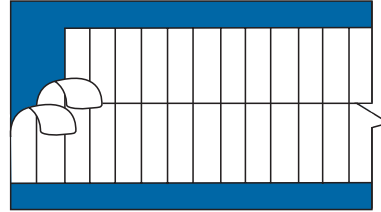
*When ¾ in. length markers are required, substitute the last S in the catalogue number with a D, i.e. WCBLKS would become WCBLKD.

Wire marker cards – Vinyl self-laminating



Write-on cable markers

Cat. no.	Overall marker size (in.)	Write-on area (W x D)(in.)	Markers/card
WSLM33	1 x 2 $\frac{3}{4}$	1 x $\frac{3}{4}$	3
WSLM35	1 x 5	1 x 1	3
WSLM123	1 $\frac{1}{2}$ x 3	1 $\frac{1}{2}$ x $\frac{3}{4}$	2
WSLM125	1 $\frac{1}{2}$ x 5	1 $\frac{1}{2}$ x 1	2
WSLM25	2 x 5	2 x 1	2
WSLM48	2 x 8	2 x 3 $\frac{3}{4}$	2
WSLM95	2 $\frac{3}{4}$ x 5	2 $\frac{1}{2}$ x 2 $\frac{3}{4}$	2
WSLM410	2 x 10	2 x 4 $\frac{1}{2}$	2



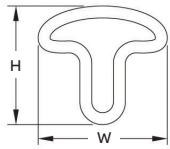
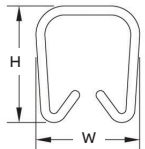
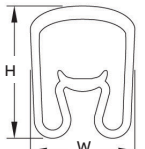
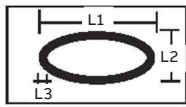
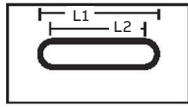
Blank write-on markers

Cat. no.	Write-on area (W x D)(in.)	Markers/card 1 $\frac{1}{2}$ in. (38 mm)
WSBW12x112S	$\frac{1}{2}$ x 1 $\frac{1}{2}$	18
WSBW34x112S	$\frac{3}{4}$ x 1 $\frac{1}{2}$	12
WSBW1x112S	1 x 1 $\frac{1}{2}$	9

Vinyl sleeve markers


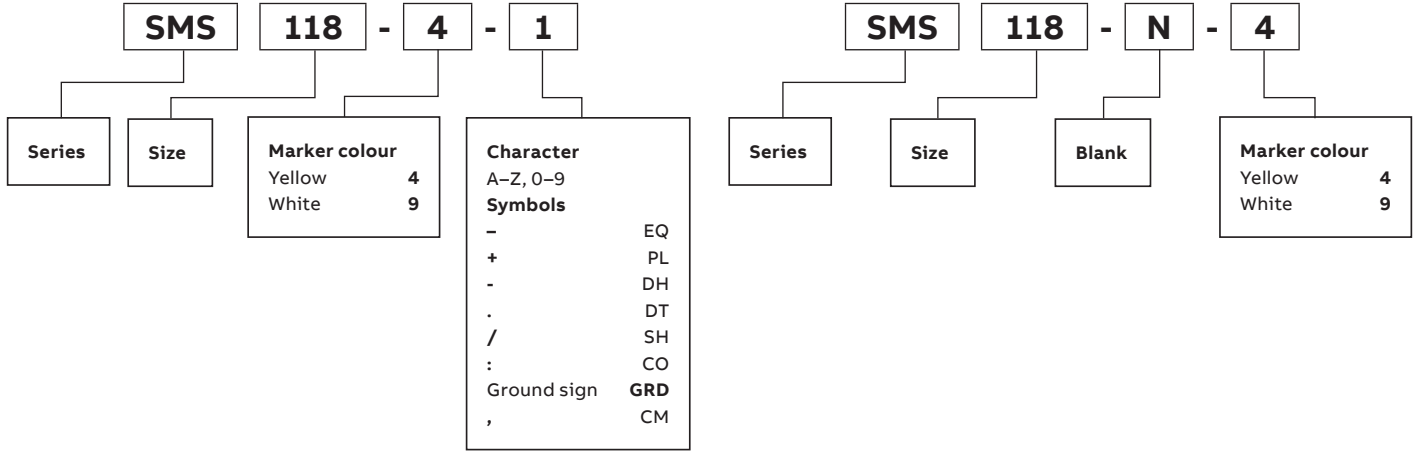


Sleeve markers features at a glance

	SMY series	SMC series	SMS/SMD/SMR and SML series	SMO series	SMK series
For more information, see	p. 16	p. 18	p. 16-17	p. 19	p. 19
Style	Closed Y-shape	Open clip-on	Closed spring-action	Closed oval	Closed slotted
Application	Install on wires before connection	Install on wires before or after connection	Install on wires before connection	Install on wires before connection or on holders	Install on holders*
Wire size range	23-20 AWG	18-6 AWG	22-5 AWG	10-6 AWG for direct install: any size with holder*	Any size with holder*
Marker size	0.130 in. H x 0.138 in. W	0.142 in. H x 0.146 in. W to 0.264 in. H x 0.272 in. W	0.142 in. H x 0.138 in. W to 0.650 in. H x 0.433 in. W	L1 = 11.3 mm L2 = 4.3 mm L3 = 0.75 mm	L1 = 11.3 mm L2 = 10 mm
Packaging	Reel	Strips	Strips, disc or reel Loose bag	Discs	Bags
Diagrams					

* Holder fastens with cable ties around cable or pipe.

Vinyl sleeve markers

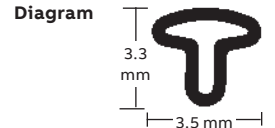


SMY sleeve markers


Closed combination marker. A special Y-shaped profile covers a wide diameter

range of small wires. The large print surface of the marker enables excellent readability at normal reading distances.

Cat. no.	Colour	Recommended wire diameter (in.)	AWG	Std. pkg.
SMY079-4-*	Yellow	0.039 – 0.079	23–20	1001 = Reel/1,000
SMY079-9-*	White	0.039 – 0.079	23–20	1001 = Reel/1,000



*Replace with character required.

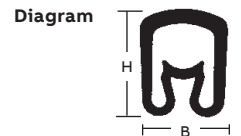


SMS sleeve markers

Closed combination marker, permanent grip and adjustable marking sleeve for as yet unconnected wires. Unique profile

with spring-action bellows covers a wide diameter range. Twist-protection for secure combination marking.

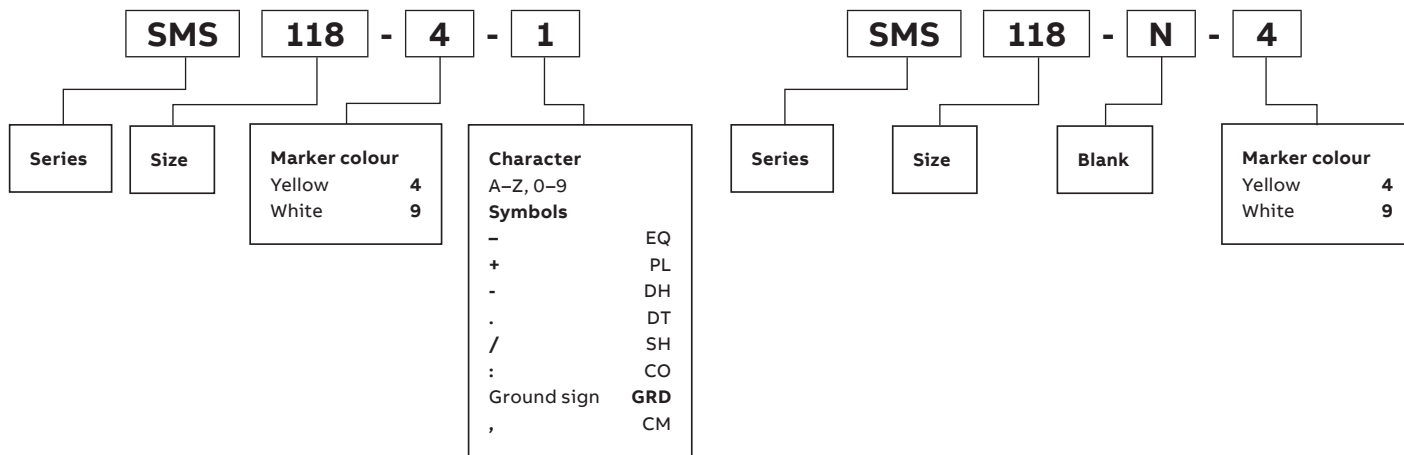
Cat. no.	Colour	Recommended wire diameter (in.)	AWG	Std. pkg.
SMS118-4-*	Yellow	1001 = Reel/1000	22–16	1 = bag/250
SMS118-9-*	White	1001 = Reel/1000	22–16	10 strips of 25 markers
SMS196-4-*	Yellow	0.059 – 0.197	16–10	
SMS196-9-*	White	0.059 – 0.197	16–10	
SMS394-4-*	Yellow	0.157 – 0.394	13–4	
SMS394-9-*	White	0.157 – 0.394	13–4	
SMS630-4-*	Yellow	0.315 – 0.630	5	1 = bag/20
SMS630-9-*	White	0.315 – 0.630	5	1 = bag/20



Type designation	Height (H) (in.)	Width (B) (in.)	Text height (in.)
SMS118	3.6	3.5	2.6
SMS196	5.5	4.2	2.6
SMS394	9.5	6.6	4.0
SMS630	16.5	11.0	4.0

*Replace with character required.

Vinyl sleeve markers



SML sleeve markers – 200 in a bag


Cat. no.	Colour	Recommended wire diameter (in.)	AWG	Std. pkg.
SML118-4-*	Yellow	0.051 - 0.118	22-16	Loose bag 1,200
SML196-4-*	Yellow	0.059 - 0.197	16-10	Loose bag 1,200



SMD sleeve markers – Markers on a compact disc

Cat. no.	Colour	Recommended wire diameter (in.)	AWG	Std. pkg.
SMD118-4-*	Yellow	0.051 - 0.118	22-16	1 = Compact disc/500
SMD118-9-*	White	0.051 - 0.118	22-16	1 = Compact disc/500
SMD196-4-*	Yellow	0.059 - 0.197	16-10	1 = Compact disc/500
SMD196-9-*	White	0.059 - 0.197	16-10	1 = Compact disc/500
SMD394-4-*	Yellow	0.157 - 0.394	13-4	1 = Compact disc/250
SMD394-9-*	White	0.157 - 0.394	13-4	1 = Compact disc/250
SMDP394-9-*	White	Recommended for use with RG6 and RG59 coaxial cable	12-4	1 = Compact disc/250

*Replace with character required.


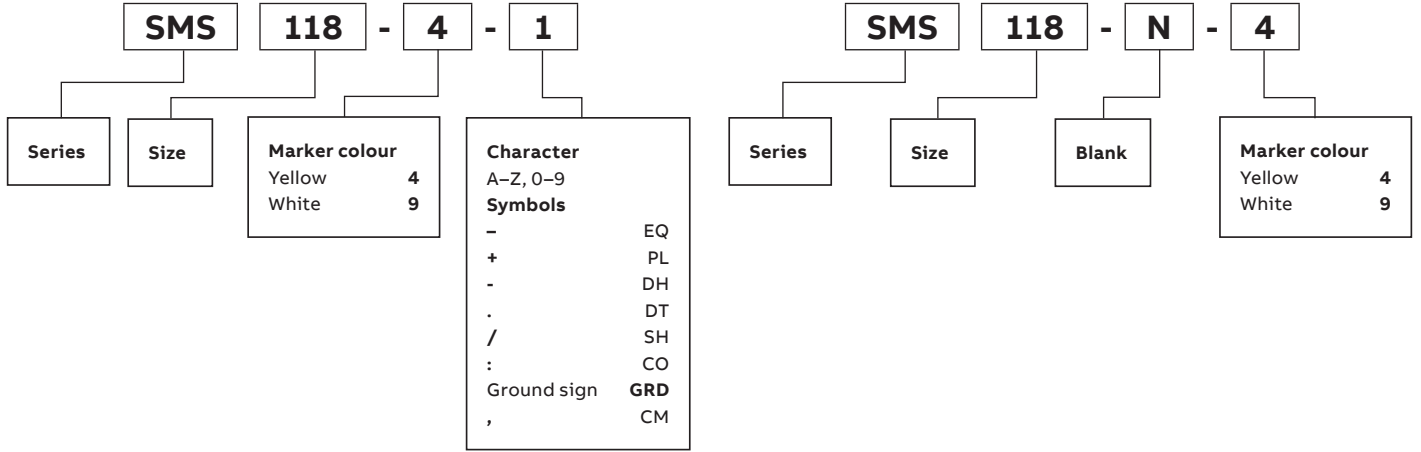


SMR sleeve markers – 1000 continuous markers on a reel

Cat. no.	Colour	Recommended wire diameter (in.)	AWG	Std. pkg.
SMR118-4-*	Yellow	0.051 - 0.118	22-16	1 = Reel/1,000
SMR118-9-*	White	0.051 - 0.118	22-16	1 = Reel/1,000
SMR196-4-*	Yellow	0.059 - 0.197	16-10	1 = Reel/1,000
SMR196-9-*	White	0.059 - 0.197	16-10	1 = Reel/1,000

*Replace with character required.

Vinyl sleeve markers

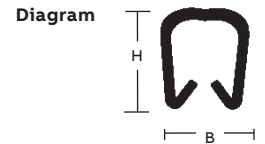


SMC sleeve markers – Clip-on markers
Open marker sleeve for already connected wires.

Securely positioned with help of barbs.
Fast snap installation.

Type designation	Height (H) mm	Width (B) mm	Text height mm
SMC118	3.6	3.7	2.6
SMC157	4.2	4.5	2.6
SMC197	5.5	5.7	4.0
SMC244	6.7	6.9	4.0

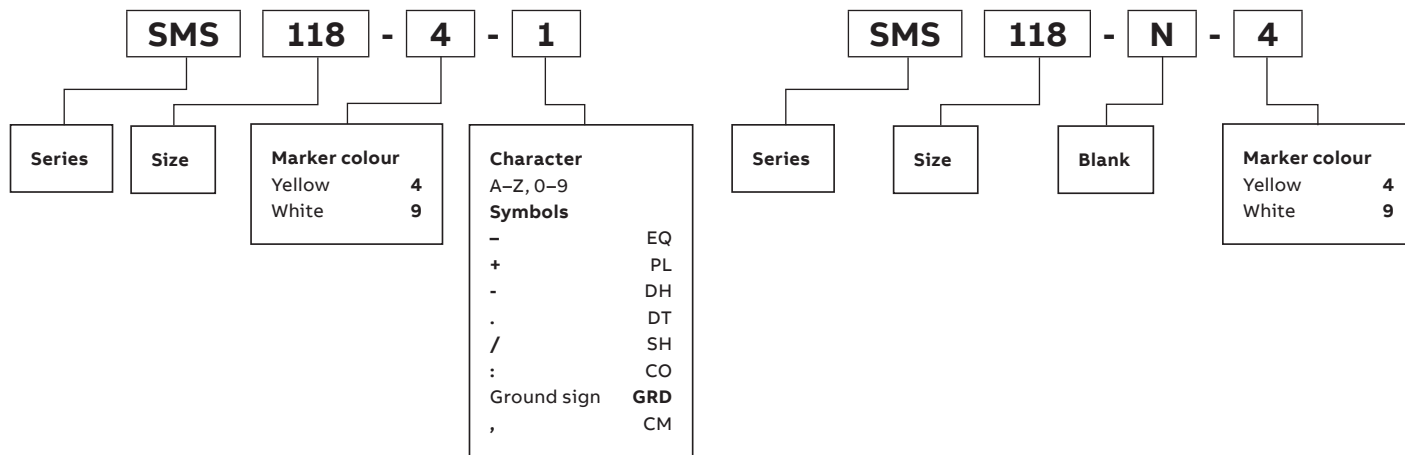
Cat. no.	Colour	Recommended wire		Std. pkg.
		diameter (in.)	AWG	
SMC118-4-*	Yellow	0.094 – 0.118	18–16	1 = Bag/200 (10 strips x 20 pcs)
SMC118-9-*	White	0.094 – 0.118	18–16	1 = Bag/200 (10 strips x 20 pcs)
SMC157-4-*	Yellow	0.118 – 0.157	16–14	1 = Bag/200 (10 strips x 20 pcs)
SMC157-9-*	White	0.118 – 0.157	16–14	1 = Bag/200 (10 strips x 20 pcs)
SMC197-4-*	Yellow	0.157 – 0.197	12–10	1 = Bag/200 (10 strips x 20 pcs)
SMC197-9-*	White	0.157 – 0.197	12–10	1 = Bag/200 (10 strips x 20 pcs)
SMC244-4-*	Yellow	0.197 – 0.244	8–6	1 = Bag/200 (10 strips x 20 pcs)
SMC244-9-*	White	0.197 – 0.244	8–6	1 = Bag/200 (10 strips x 20 pcs)



*Replace with character required.

Vinyl sleeve markers

SMO and SMK sleeve markers – 500 markers on a compact disc and bag of 100



The SMK type is a combination marker for cable and pipe marking. Installed quickly onto SMKH or SMOH holder, which is fastened with cable ties around

the cable. Made of cadmium and silicone-free rigid PVC. SMO type can also be used with SMKH or SMOH holders or directly on cable.

Cat. no.	Colour	Recommended wire dia. (in.)	Holders	AWG	Std. pkg.
SMO256-4-*	Yellow	0.147 – 0.256	Use with holders SMKH or SMOH	10-6	1 = Compact disc/500
SMO256-9-*	White	0.197 – 0.256		10-6	1 = Compact disc/500
SMK244-4*	Yellow	-	-	-	1 = Bag/100
SMK244-9-*	White	-	-	-	1 = Bag/100



*Replace with character required.



Type designation	Dia. range in.	Dimensions in mm (nominal)		
		L1 mm	L2 mm	L3 mm
SMO	0.197-0.256	11.3	4.3	0.75
SMK	-	-	10.0	-

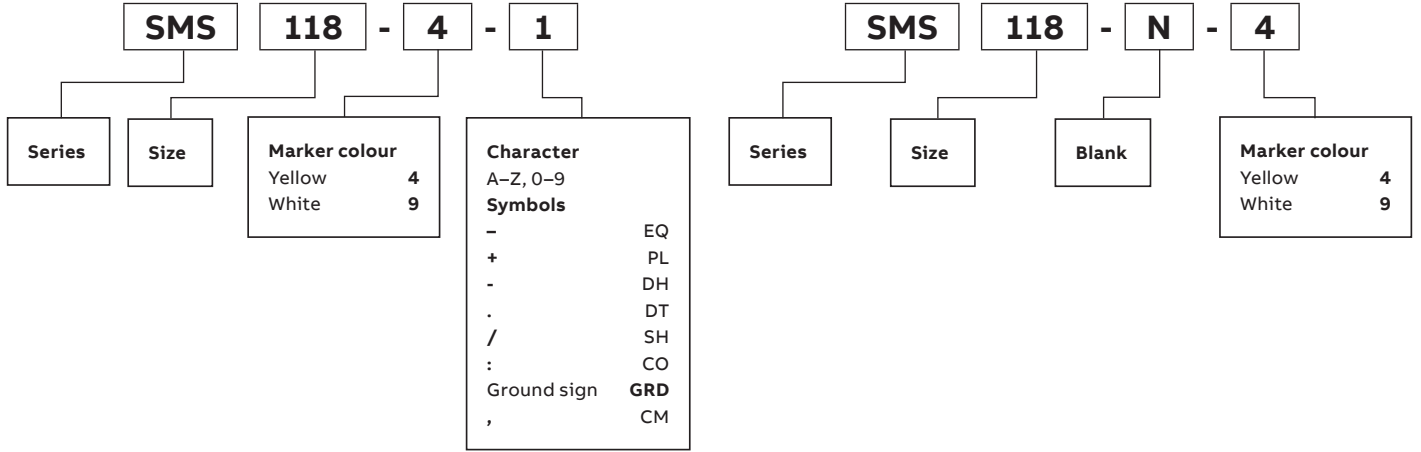
Cat. no.	Colour	Holds a max. of		Std. pkg.
		SMO	SMK	
SMOH07-0	Black	7	8	1 = Bag/100 holders
SMOH12-0		12	13	1 = Bag/100 holders
SMOH18-0		18	19	1 = Bag/100 holders
SMOH30-0-5		30	31	1 = Bag/50 holders
SMKH10-0		10	10	1 = Bag/100 holders
SMKH20-0*		20	20	1 = Bag/100 holders



*Made of polyamide 6/6 resistant to organic solvents with limited resistance against acids and alkalis. Recommended Ty-Rap cable tie is TY524MX. Other colours available. Consult your regional sales office.
* Halogen-free

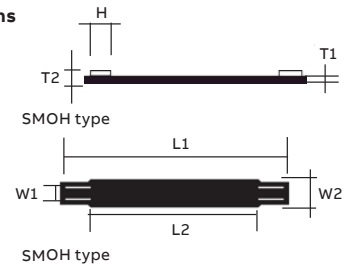
Vinyl sleeve markers

SMO and SMK sleeve markers – 500 markers on a compact disc and bag of 100

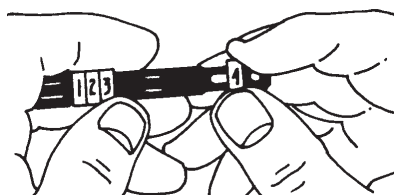


Cat. no.	Width (W1) mm (in)	Width (W2) mm (in)	Thickness (T1) mm (in)	Thickness (T2) mm (in)	Raised bridge (H) mm (in)	Length (L1) mm (in)	Writeable (L2) mm (in)	Packaging	Cat. no. fixture	Capacity no./fixture
SMOH-07Ø	8.2 (0.323)	9.5 (0.374)	1.0 (0.04)	3.2 (0.125)	6.0 (0.236)	60.0 (2.36)	27.0 (1.06)	100	MTX-MK1-POH7	3x2
SMOH-12Ø	8.2 (0.323)	9.5 (0.374)	1.0 (0.04)	3.2 (0.125)	6.0 (0.236)	82.0 (3.24)	50.0 (1.97)	100	MTX-MK1-POH7	3x2
SMOH-18Ø	8.2 (0.323)	9.5 (0.374)	1.0 (0.04)	3.2 (0.125)	6.0 (0.236)	110.0 (4.33)	75.0 (2.95)	100	MTX-MK1-POH7	3x2
SMOH-30Ø	8.2 (0.323)	9.5 (0.374)	1.0 (0.04)	3.2 (0.125)	6.0 (0.236)	152.0 (5.98)	124.0 (4.88)	100	MTX-MK1-POH7	3x2
SMKH10-0	9.8 (0.385)	12.0 (0.472)	1.2 (0.05)	3.3 (0.130)	-	70.0 (2.76)	60.0 (2.36)	100	MTX-MK1-POH7	3x2
SMKH20-0	9.0 (0.354)	12.0 (0.472)	1.2 (0.05)	3.3 (0.130)	-	100.0 (3.94)	90.0 (3.54)	100	MTX-MK1-POH7	3x2

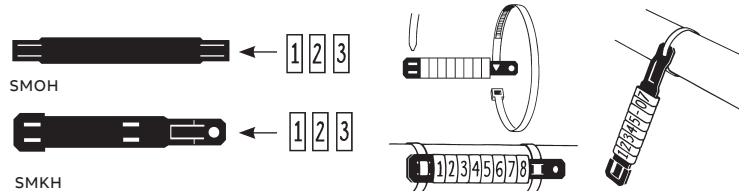
Diagrams



Ø 0 = black, 4 = yellow, 9 = white. Material: hard PVC.
 Example: SMOH07-4 = yellow, 60 mm



Application



Stainless steel sleeve markers

Letters, numbers and symbols – Create easy-to-use custom identification

- Slip tags over carriers or strips (below) and attach to your cable or hose with a variety of ABB stainless steel cable ties

- ID tag kit contains 100 of each letter, number, symbol, carrier and strip in a handy carrying case, inside a backpack

Cat. no.	Description	Length (in./mm)	Width (in./mm)	Wt. per 100	Pkg.
Stainless steel ID tag					
ER010	A	0.34/8.74	0.31/7.76	0.31	100
ER011	B	0.34/8.74	0.31/7.76	0.31	100
ER012	C	0.34/8.74	0.31/7.76	0.31	100
ER013	D	0.34/8.74	0.31/7.76	0.31	100
ER014	E	0.34/8.74	0.31/7.76	0.31	100
ER015	F	0.34/8.74	0.31/7.76	0.31	100
ER016	G	0.34/8.74	0.31/7.76	0.31	100
ER017	H	0.34/8.74	0.31/7.76	0.31	100
ER018	I	0.34/8.74	0.31/7.76	0.31	100
ER019	J	0.34/8.74	0.31/7.76	0.31	100
ER020	K	0.34/8.74	0.31/7.76	0.31	100
ER021	L	0.34/8.74	0.31/7.76	0.31	100
ER022	M	0.34/8.74	0.31/7.76	0.31	100
ER023	N	0.34/8.74	0.31/7.76	0.31	100
ER024	O/O	0.34/8.74	0.31/7.76	0.31	100
ER025	P	0.34/8.74	0.31/7.76	0.31	100
ER026	Q	0.34/8.74	0.31/7.76	0.31	100
ER027	R	0.34/8.74	0.31/7.76	0.31	100
ER028	S	0.34/8.74	0.31/7.76	0.31	100
ER029	T	0.34/8.74	0.31/7.76	0.31	100
ER030	U	0.34/8.74	0.31/7.76	0.31	100
ER031	V	0.34/8.74	0.31/7.76	0.31	100
ER009	W	0.34/8.74	0.31/7.76	0.31	100
ER032	X	0.34/8.74	0.31/7.76	0.31	100
ER033	Y	0.34/8.74	0.31/7.76	0.31	100
ER034	Z	0.34/8.74	0.31/7.76	0.31	100
ER007	1	0.34/8.74	0.31/7.76	0.31	100
ER037	2	0.34/8.74	0.31/7.76	0.31	100
ER038	3	0.34/8.74	0.31/7.76	0.31	100
ER039	4	0.34/8.74	0.31/7.76	0.31	100
ER040	5	0.34/8.74	0.31/7.76	0.31	100
ER041	6	0.34/8.74	0.31/7.76	0.31	100
ER008	7	0.34/8.74	0.31/7.76	0.31	100
ER042	8	0.34/8.74	0.31/7.76	0.31	100
ER041	9	0.34/8.74	0.31/7.76	0.31	100
ER024	O/O	0.34/8.74	0.31/7.76	0.31	100
ER035	Minus/ Hyphen (-)	0.34/8.74	0.31/7.76	0.31	100
ER036	Blank ()	0.34/8.74	0.31/7.76	0.31	100
ER046	Plus (+)	0.34/8.74	0.31/7.76	0.31	100
ER047	Earth ()	0.34/8.74	0.31/7.76	0.31	100
ER048	Sine (~)	0.34/8.74	0.31/7.76	0.31	100
ER049	Slash (/)	0.34/8.74	0.31/7.76	0.31	100

Character size: 0.218"

Material: 0.010" thick stainless steel

Cat. no.	Description	Length (in./mm)	Width (in./mm)	Wt. per 100	Pkg.
S.S. ID tag strips/carriers					
ER043	6-character carrier	3.62/91.9	0.31/7.9	0.73	100
ER044	10-character carrier	5.23/132.9	0.31/7.9	1.25	100
ER045	16-character carrier	7.39/187.7	0.31/7.9	1.47	100
ER060-100	ID tag kit	-	-	-	1

Easy read kit ER060-100

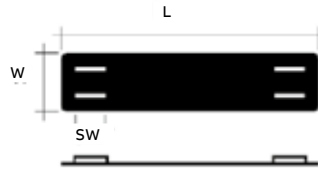
"A"	"B"	"C"	"D"	"E"	"F"	"G"	"H"	"I"	"J"	"K"
ER010	ER011	ER012	ER013	ER014	ER015	ER016	ER017	ER018	ER019	ER020
"L"	"M"	"N"	"O"	"P"	"Q"	"R"	"S"	"T"	"U"	"V"
ER021	ER022	ER023	ER024	ER025	ER026	ER027	ER028	ER029	ER030	ER031
"W"	"X"	"Y"	"Z"	"_"	"BLANK"	"+"	"_"	" "	"~"	"/"
ER009	ER032	ER033	ER034	ER035	ER036	ER046	ER035	ER047	ER048	ER049
"1"	"2"	"3"	"4"	"5"	"6"	"7"	"8"	"9"	"0"	
ER007	ER037	ER038	ER039	ER040	ER041	ER008	ER042	ER041	ER024	
CARRIER 16						CARRIER 10		CARRIER 6		
ER045						ER044		ER043		

ID tagging system



Cat. no.	Designation	Max. no. of single-character markers	Quantity per pack	Length (L) (mm)	Width (W) (mm)	Slot width (SW) (mm)
SSM*	Single-character marker	–	50 (5x10) pcs	5.5	10.9	4.8
SSH6	47 mm carrier strip	6	5.5	47.0	10.3	4.8
SSH9	65 mm carrier strip	9	5.5	65.0	10.3	4.8
SSH13	87 mm carrier strip	13	5.5	87.0	10.3	4.8
SSH17	107 mm carrier strip	17	5.5	109.0	10.3	4.8
SSH20	128 mm carrier strip	20	5.5	128.0	10.3	4.8

Diagrams



Carrier strip for single-character markers or ready-marked multi-character marking.




Single-character markers.

* = characters

NOTE: SSH6 to SSH20 not stamped with text can be used as carrier strips for single-character markers. The carrier strips can also be pre-stamped and combined with single-character markers. Customized markers are mounted on tape.

ID tagging system

Imprints ABB stainless steel ID tags



ID tag imprinter

- Includes special tag holder that provides quick, accurate positioning of tag
- Comes with a $\frac{3}{32}$ in. character imprinting wheel

Cat. no.	Description
WTID290	$\frac{3}{32}$ in. character imprinting wheel
WTID281	$\frac{1}{8}$ in. character imprinting wheel
WTID283	$\frac{3}{16}$ in. character imprinting wheel

Accessories




SMMK installation magazine for SMS sleeves – Complete marking kit for marking on site

Cat. no.	Colour	Recommended wire diameter (in.)	AWG	Std. pkg.
SMMK118-4	Yellow	0.051 – 0.118	22–16	1 = Bags of 20 wands 20 wands of 25 markers 0–9, L, R, S, T, neutral, ground, blue -, red +, grey neutral
SMMK118-9	White	0.051 – 0.118	22–16	
SMMK196-4	Yellow	0.098 – 0.196	16–10	
SMMK196-9	White	0.098 – 0.196	16–10	

Diagrams



Consult your regional sales office for other kit combinations.
Refill markers order SMS118 or SML096 series, see p. 16.



SMCB sleeve marker compartment case

Cat. no.	Contents	Marker qty./ compartment	Std. marker pkg. per case
SMCB12-E	–	0/12	Empty case
SMCB12-118-4	SMS118 series 22–16 AWG	1,000 pcs/12	Yellow/black = 0-9 Red/white = + Blue/white = -
SMCB12-118-9	SMS118 series 22–16 AWG	1,000 pcs/12	White/black = 0-9 Red/white = + Blue/white = -
SMCB18-E	–	0/18	Empty case
SMCB18-196-4	SMS196 series 16–11 AWG	200 pcs/18	Yellow/black = 0-9 Red/white = + Blue/white = -
SMCB18-196-9	SMS196 series 16–11 AWG	200 pcs/18	White/black = 0-9 Red/white = + Blue/white = - Yellow/green = White = neutral Grey = neutral White/black = R,S,T

SMCB12 is a 12-compartment transparent case in polystyrene.
SMCB18 is an 18-compartment with a transparent lid.

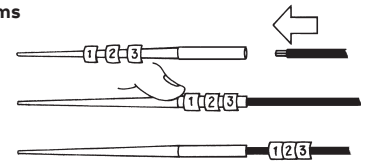
Accessories



SMS sleeve markers – Application tool

Cat. no.	Material	Recom. wire dia. (in.)	AWG	Std. pack.	Use with
SMAT118	Teflon®-coated stainless steel	0.051 – 0.118	22–16	1 tool	SMS118
SMAT196	Teflon®-coated stainless steel	0.098 – 0.196	16–10	1 tool	SMS196

Diagrams



Magazine dispenser – Feeds left or right

The magazine dispenses SMS sleeves. It has two identical lids, linked by a hinge on one side. The outer sides of the lids have grooves for storing SMS series markers strips.

Material: polystyrene

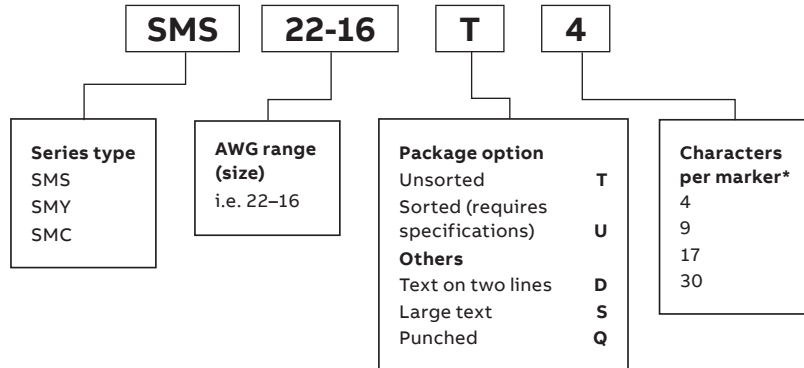
Cat. no.	Colour	AWG	Marker type	Std. pack.	Includes tool
SMMDT118-E	-	-	-	-	SMAT118
SMMDT118-9-0-9	White	22–16	SMS118	1 = 20 strips of 25 markers/dispenser 0–9	SMAT118
SMMDT118-4-0-9	Yellow	22–16	SMS118	1 = 20 strips of 25 markers/dispenser 0–9	SMAT118
SMMDT196-E	-	-	-	-	SMAT196
SMMDT196-9-0-9	White	16–10	SMS196	1 = 20 strips of 25 markers/dispenser 0–9	SMAT196
SMMDT196-4-0-9	Yellow	16–10	SMS196	1 = 20 strips of 25 markers/dispenser 0–9	SMAT196

Refill markers order SMS118 or SML196 Series, see p. 16.

Order express

Multi-character marking (customized orders)

Please consult your regional sales offices for a quote
(min. order required)



Multi-character markings allow you to order markers already printed with the combinations of characters required, in accordance with customer specifications, direct from ABB with a 5- to 10-day delivery for orders under 10,000 markers. The information is transferred via e-mail in Excel® format. Purchase order is matched with the Excel file and is sent to Customer Service. We even offer heat-shrink markers. Value of customized marking order must be equal to or greater than \$100.

Standard colour for customized markers is yellow unless otherwise stated in customer's Excel file.

*To complete catalogue number, add maximum number of characters required.



SMC series

SMC Series

Cat. no.	AWG	Max. number of characters
SMC16-12T*	16-12	4, 9, 17

* Replace asterisk with the number of characters desired.

Order express

Multi-character marking (customized orders)

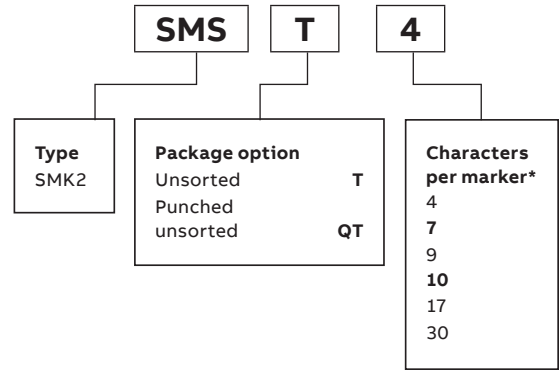


SMK2T series with SMOH holder



SMK2Q punched series

Catalogue no. construction



Standard colour for customized markers is yellow unless otherwise stated in customer's Excel file.
 *To complete catalogue number, add maximum number of characters required.

SMK2T and SMK2Q series

Cat. no.	AWG	Max. number of characters
SMK2T*	Use with SMKH and SMOH holders	4, 9, 17, 30

*Replace asterisk with the number of characters desired.
 SMK can be delivered with 1 or 2 lines of text.
 Consult your regional sales office for more information.

E-Z-CODER kit

Items included in the E-Z-CODER

36 reels of 500 x SMO markers from 1 to 9, A thru Z including the “-” symbol (order suffix DH). To replenish your reels of markers, order a reel of catalogue no. SMO256-4*, and to select your legend, just replace the asterisk with your choice of characters, i.e.: A, 3, . (for dot symbol, order suffix DT). For other legends or symbols, contact your ABB regional sales office.

The carrying case also includes one bag (100 pieces) of SMKH10-0 “short” cable tag holders for up to 10 characters and one bag (100 pieces) of SMKH20-0 “long” cable tag holders for up to 20 characters. To complete this kit, 100 x TY5253MX Ty-Rap cable ties are supplied to install and secure your cable tag holders.



Cat. no.	Contents	Legend	Reels/bags	Items per reel/bag
Partex-EZCoder	SMO markers	1 to 9	36	500
	SMO markers	A to Z	36	500
	SMKH10-0	Short holder	1	100
	SMKH20-0	Long holder	1	100
	TY5253MX	Ty-Rap cable ties	1	100



Example: How to order replenishment component parts

1 x	SMO256-4-GRD	Ground ↓ symbol
2 x	SMO256-4-0	Letter O or number zero
1 x	SMKH10-0	Short cable marker holder
100 x	TY5253MX	Ty-Rap cable ties

Packaging options

Packaging options for customized orders




Unsorted package

Unsorted in a loop in sequential manner based on how markers are on customer Excel file.



Cat. no. MUA



Cat. no. MUH

Sorted marking sleeves packed entirely according to customer requirements, in packs with sorting designations.

Labels overview

Stick to safety with EZCode labels

All kinds of dangers exist with high-voltage equipment and industrial machinery. Warn your employees of hazards and keep them safe with EZCode labels. Place the self-adhesive labels where

they need to be seen for on-the-spot identification and instruction and to help you comply with workplace health and safety regulations.



Conduit and voltage markers

Positively identify voltage on conduit, load centers, circuit breakers, switches and other electrical equipment to allow faster, safer repair.


- Made from rugged, self-sticking vinyl
 - Adheres to most surfaces
- High-contrast black type on safety-orange background for visibility
- For more information, see p. 31



Write-on control markers

A quick and simple way to keep on-the-spot records, write-on control markers are easy to carry and dispense as needed.

- Made from pressure-sensitive, imprintable matte vinyl
- Adhere to clean, flat, dry, smooth surfaces
- Resists grease, oil and moisture
- Accepts pen, pencil, felt-tip marker, typewriter or rubber stamp
- For more information, see p. 33



Electrical safety labels

Positively identify voltage on conduit, load centers, circuit breakers, switches and other electrical equipment to allow faster, safer repair.

- Made from rugged, self-sticking vinyl
 - adheres to most surfaces
- High-contrast black type on safety-orange background for visibility
- For more information, see p. 32

Conduit and voltage marker labels

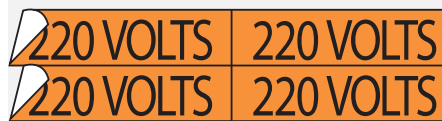
Identify electrical systems, including load centers, circuit breakers, switches or any other vital electrical equipment



- Helps prevent mistakes and trial and error searching during electrical service work
- Manufactured of rugged self-sticking vinyl with high-contrast black printing on safety orange background
- OSHA compliant



Style A: 2¼ in. x 9 in.
(1 marker per card) character height 1½ in.



Style B: 1½ in. x 4½ in.
(4 markers per card) character height ¾ in.



Style C: 2¼ in. x ½ in.
(18 markers per card) character height ¼ in.


Style A 2¼ in. x 9 in.	Style B 1½ in. x 4½ in.	Style C 2¼ in. x ½ in.	Legend
-	WDT-5010	-	110 volts
-	WDT-5011	WAT-5011	115 volts
WJT-5012	WDT-5012	WAT-5012	120 volts
WJT-5045	WDT-5045	WAT-5045	120/208 volts
WJT-5013	WDT-5013	WAT-5013	208 volts
WJT-5014	WDT-5014	WAT-5014	220 volts
-	WDT-5015	WAT-5015	230 volts
WJT-5016	WDT-5016	WAT-5016	240 volts
-	-	WAT-5017	250 volts
WJT-5018	WDT-5018	WAT-5018	277 volts
WJT-5046	WDT-5046	WAT-5046	277/480 volts
WJT-5057	WDT-5057	WAT-5057	380 volts
-	WDT-5019	WAT-5019	440 volts
WJT-5020	WDT-5020	WAT-5020	460 volts
WJT-5021	WDT-5021	WAT-5021	480 volts
WJT-5023	WDT-5023	WAT-5023	600 volts
-	WDT-5024	-	2,200 volts
WJT-5025	-	-	2,300 volts

Order in multiples of 25 cards.

Style A 2¼ in. x 9 in.	Style B 1½ in. x 4½ in.	Style C 2¼ in. x ½ in.	Legend
WJT-5026	-	-	2,400 volts
WJT-5027	WDT-5027	-	4,160 volts
WJT-5058	WDT-5058	WAT-5058	5,000 volts
WJT-5029	-	-	6,900 volts
WJT-5030	-	WAT-5030	7,200 volts
WJT-5059	-	-	12,000 volts
-	-	-	-
WJT-5047	-	-	13,200 volts
WJT-5031	-	-	13,800 volts
-	WDT-5051	-	Circuit #
-	WDT-5038	-	DC
WJT-5033	WDT-5033	WAT-5033	Emergency service
-	WDT-5040	WAT-5040	Fire alarm
WJT-5034	WDT-5034	WAT-5034	Single phase
-	WDT-5056	-	Telephone
WJT-5035	WDT-5035	WAT-5035	Three phase
WJT-5054	WDT-5054	WAT-5054	Volts

Electrical safety labels

"Mr. Ouch" — NEMA safety labels



Cat. no.	Label size
WUT-0366	4½ in. x 8 in.

- Use on pad-mounted transformers located in public areas
- Meets NEMA, UL and CSA standards
- Made of tamper-resistant film to prevent defacing and vandalism
- Permanent pressure-sensitive adhesive makes removal virtually impossible
- Orange WARNING label goes on outside of enclosure
- Red danger label goes on inside of enclosure

Self-sticking polyester safety labels



Cat. no.	Label size
WJA-1100	2¼ in. x 9 in.
WQA-1100	5 in. x 14 in.



Cat. no.	Label size
WJA-0076	2¼ in. x 9 in.
WQA-0076	5 in. x 14 in.




Cat. no.	Label size
WHF-0076	2¼ in. x 4½ in.

2 per card.



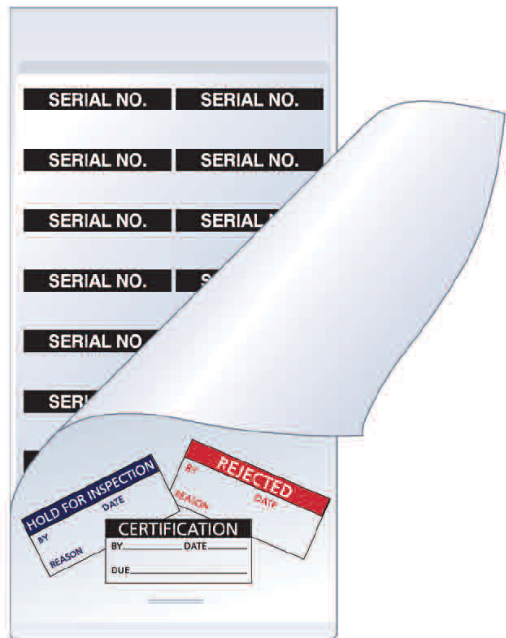
Cat. no.	Label size
LB86871	3½ in. x 5 in.



Cat. no.	Label size
LB86877	3½ in. x 5 in.

Write-on control markers

Polyolefin pocket pack markers



Stay ready for quality control

- Easy to carry – Marker books fit in shirt pocket
- Easy to use – Just peel the marker from the page
- Clean and convenient – Markers are tabbed so fingers never touch the adhesive

Cat. no.	Legend	Labels per book
WTMP-18B	Due for inspection (orange)	240
WTMP-20B	Inspected (black)	240
WTMP-21B	Blank heading	240
WTMP-25B	Tested (green)	240
WTMP-26B	Calibration (green)	240

15 pages per book, 16 markers per page. Each label is 1½ in. x 5⁄8 in.
Each book contains 240 identical labels.

Visual warning tapes overview

EZCode visual warning tapes make identification and warning easier



Colour-coded vinyl ID tapes

- Use to indicate traffic patterns or identify equipment
- Made from self-sticking vinyl
- Available in 4 widths and 11 colours
- For more information, see page E35




Buried utility tapes

- Warn equipment operators that a utility cable or pipe is buried below – before damage occurs
- Designed for direct burial 12 in. to 18 in. below ground surface, directly above cable or pipe
- Legends for electric, water, telephone, gas, sewer, high voltage and fiber optic lines
- Black printing on bright, fade-resistant coloured backgrounds
- Available in 3 in. and 6 in. widths
- For more information, see pages E36–E37



Barricade tapes

- Suitable for indoor or outdoor use
- Available with a variety of caution legends on yellow tape or danger on red and white striped tape
- For more information, see pages E36–E37



Detectable buried utility tapes

- Use to identify buried lines so that you can easily find them in the future
- Metallic-backed tape, when buried up to 18 in. below ground, can be detected by common metal detectors
- Legends for electric, water, telephone, gas, oil, sewer, high voltage, cable TV and fiber optic lines
- Black printing on bright coloured background
- Available in 3 in. and 6 in. widths
- For more information, see page E37

Colour-coded ID tapes, floor tapes

Save time and money over painting




Colour-coded vinyl ID tape

- Effectively warns or identifies equipment, traffic and housekeeping items
- Choose from different widths
- Many colours available

1 in. wide cat. no.	2 in. wide cat. no.	4 in. wide cat. no.	Colour
AA-1121	BA-1121	NA-1121	Silver
AA-1122	BA-1122	-	Black
AA-1123	BA-1123	-	Blue
AA-1124	BA-1124	-	Brown
AA-1125	BA-1125	-	Green
AA-1126	BA-1126	-	Orange
AA-1127	BA-1127	-	Purple
AA-1128	BA-1128	-	Red
AA-1129	BA-1129	-	White
AA-1130	BA-1130	-	Yellow
AA-1131	BA-1131	-	Clear


60 yards per roll.



Self-sticking vinyl cloth tape

2 in. wide cat. no.	3 in. wide cat. no.	Colour
AZ-1100	BZ-1100	Black and yellow stripes

30 yards per roll.



Laminated vinyl tape

2 in. wide cat. no.	3 in. wide cat. no.	Colour
AZ-2104	BZ-2104	Black and yellow stripes
-	BZ-2106	Red and white stripes

18 yards per roll.

2-sided foam mounting tape

Cat. no.	Description
NA-0365	2-sided foam mounting tape

9 yards per roll.

Barricade and burial tapes

Mark off hazardous or off-limit areas quickly and easily



Barricade tape

- Inexpensive and easy to handle
- Convenient and reusable
- For indoor and outdoor use

Buried utility tape

- Protect against costly utility dig-ins
- Place 1 to 1½ feet below the ground surface directly above pipeline or cable below
- Bright, fade-resistant colours warn equipment operators that a vital pipeline or cable is buried below, before damage occurs
- Black text on a bright background

Protect-A-Line™ barricade and burial tapes

Cat. no.	Description	Colour
Barricade tape 3 in. x 1,000 ft.		
NA-0250	Caution	Yellow
NA-0253	Caution construction area	
NA-0254	Caution do not enter	
NA-0256	Caution hard hat area	
NA-0257	Caution high voltage	
NA-0258	Caution men working	
NA-0261	Caution open trench	
NA-0267	Danger, on stripes	

Cat. no.	Description	Colour
Buried utility tape 3 in. x 1,000 ft.		
NA-0600	Electric line	Red
NA-0608	Electric line	Yellow
NA-0601	Water line	Blue
NA-0602	Telephone line	Orange
NA-0606	High voltage line	Red
NA-0609	Fiber optic cable	Orange
Buried utility tape 6 in. x 1,000 ft.		
NA-0700	Electric line	Red
NA-0708	Electric line	Yellow
NA-0701	Water line	Blue
NA-0702	Telephone line	Orange
NA-0706	High voltage line	Red
NA-0709	Fiber optic cable	Orange

Note: All barricade and utility tapes are 4 mil polyethylene and are not self-sticking. All legends are printed in black. Standard package is 1 roll.

Barricade and burial tapes



Foil-backed detectable buried utility tape

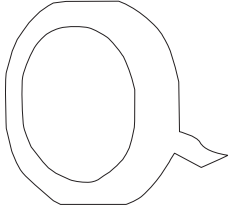
- Features a metallic backing designed to be detectable under normal earthen surfaces up to 18 in. with common metal detectors
- Simple and fast method for relocating lines, cables and conduit for future renovation
- Black text on a bright background

Protect-A-Line™ barricade and burial tapes (cont'd)

Cat. no.	Description	Colour
Foil-backed detectable buried utility tape 3 in. x 1,000 ft.		
NAF-0600	Electric line	Red
NAF-0608	Electric line	Yellow
NAF-0601	Water line	Blue
NAF-0602	Telephone line	Orange
NAF-0603	Gas line	Yellow
NAF-0604	Oil line	Yellow
NAF-0605	Sewer line	Green
NAF-0606	High voltage line	Red
NAF-0607	Cable TV line	Orange
NAF-0609	Fiber optic cable	Orange
Foil-backed detectable buried utility tape 6 in. x 1,000 ft.		
NAF-0700	Electric line	Red
NAF-0708	Electric line	Yellow
NAF-0701	Water line	Blue
NAF-0702	Telephone line	Orange
NAF-0704	Oil line	Yellow
NAF-0705	Sewer line	Green
NAF-0706	High voltage line	Red
NAF-0709	Fiber optic cable	Orange

Note: All barricade and utility tapes are 4 mil polyethylene and are not self-sticking. All legends are printed in black. Standard package is 1 roll.


Identification tape



Foam mounting tape – 2-sided

Cat. no.	Description
NA-0365	2-sided foam mounting tape

Length per roll: 9 yards.



Warning tape for direct buried lines

Cat. no.	Width (in.)	Description		Colour	Weight per 100
		Length (ft.)			
RT3	3	1,000		Red	500
RT6	6	1,000			1,000
YT3	3	1,000		Yellow	500
YT6	6	1,000			1,000
YT3BL	3	1,000			500

MTX-MK9-USB

Applications

- 01 PP profile on compact disc
- 02 Tape cassette
- 03 PP profile inside PTC sleeve
- 04 PP profile
- 05 PP profile inside PT+ sleeves
- 06 PO-068Q profile for cable marking
- 07 Compact disc with PO profiles
- 08 PO-068TW for cable marking on SMOH
- 09 PO profiles on DN reel
- 10 PP profiles mounted on terminal block



01



02



03



04



05




06



07



08



09



10

MTX-MK9-USB

Product and ordering information

Cat. no.	Description	Pack unit (MOQ)
Printer and accessories		
MTX-MK9-CU-YW	Cutting unit (yellow) for MK9-USB	2 pcs
MTX-MK9-RB	Black ribbon 50 m	5 pcs (250 m)
MTX-MK9-RC	Ribbon cassette holder	1 pce
MTX-MK9-CAS46	Profile guide cassette for PP-046	1 pce
MTX-MK9-CAS63	Profile guide cassette for PP-063	1 pce
MTX-MK9-CAS90	Profile guide cassette for PP-090 and PPA-090	1 pce
MTX-MK9-RS	Reel stand	1 pce
Tape cassettes		
MK9-PL050CN4	Tape cassette 5 mm x 8 m, yellow	1 pce
MK9-PL050CN9	Tape cassette 5 mm x 8 m, white	1 pce
MK9-PL050CNT	Tape cassette 5 mm x 8 m, transparent	1 pce
MK9-PL090CN4	Tape cassette 9 mm x 8 m, yellow	1 pce
MK9-PL090CN9	Tape cassette 9 mm x 8 m, white	1 pce
MK9-PL090CNT	Tape cassette 9 mm x 8 m, transparent	1 pce
MK9-PL120CN4	Tape cassette 12 mm x 8 m, yellow	1 pce
MK9-PL120CN9	Tape cassette 12 mm x 8 m, white	1 pce
PO profile		
PO-02000SNØ	PO-profile 0.5 mm ² . Dia. 1.7-2.2 mm	5.0 m/compact disc
PO-02000DNØ	PO-profile 0.5 mm ² . Dia. 1.7-2.2 mm	60,0 m/DN-reel
PO-03000SNØ	PO-profile 0.75 mm ² . Dia. 2.0-2.5 mm	4.5 m/compact disc
PO-03000DNØ	PO-profile 0.75 mm ² . Dia. 2.0-2.5 mm	50,0 m/DN-reel
PO-04000SNØ	PO-profile 1.0 mm ² . Dia. 2.2-2.8 mm	4.5 m/compact disc
PO-04000DNØ	PO-profile 1.0 mm ² . Dia. 2.2-2.8 mm	50,0 m/DN-reel
PO-05000SNØ	PO-profile 1.5 mm ² . Dia. 2.7-3.5 mm	4.0 m/compact disc
PO-05000DNØ	PO-profile 1.5 mm ² . Dia. 2.7-3.5 mm	40,0 m/DN-reel
PO-06000SNØ	PO-profile 2.5 mm ² . Dia. 3.2-4.0 mm	3.5 m/compact disc
PO-06000DNØ	PO-profile 2.5 mm ² . Dia. 3.2-4.0 mm	40,0 m/DN-reel
PO-068TWBNØ-100	PO-068TW profile with thin wall Dia. 6.8-7.0 mm	100,0 m/big reel
PO-068TWSNØ	PO-068TW profile with thin wall Dia. 6.8-7.0 mm	4.5 m/compact disc
PO-068Q10BNØ	PO-068Q profile punched, 10 mm between the punched holes	50,0 m/big reel
PO-06Q10SNØ	PO-profile punched, 10 mm between the punched holes	3.5 m/compact disc
PO-07000SNØ	PO-profile 4.0 mm ² . Dia. 3.8-4.7 mm	3.5 m/compact disc
PO-07000DNØ	PO-profile 4.0 mm ² . Dia. 3.8-4.7 mm	30.0 m/DN-reel

Standard USB cables available at most electronic retail stores.

Notes:

Following Partex products can be combined with ProMark consumables:


1. PM-10/20/24 transparent sleeves with ProMark PP-046/090 insert tags and MK9-PL090/120 self-adhesive labels.
2. PT+02/10/20/30 transparent sleeves are combined with PP-046 insert tag profile.
3. PTC10/20/30/50 transparent sleeves are combined with PP-046 insert tag profile.
4. PKH and SMOH carrier strips are combined with PO-068TW/PRZ071 cable marking profiles.

For detailed information, please contact your regional sales office.

Ø = 4 yellow profile, 9 white profile, other colours on request
Zerex sleeves and carrier strips are halogen-free

MTX-MK10-KIT1

Thermal transfer printer



Specifications – Printer data

MTX-MK10-KIT1 is a modern thermal transfer printer for Partex PO profiles for all needs of wire and cable marking with high production speed (up to 125 mm/sec).

MTX-MK10-KIT1 has a direct connection to any computer by means of a USB cable and is controlled by Partex WinSign software.

It prints on profiles directly from a reel and semi-detaches the marker at desired lengths with the built-in cutting unit.

In addition to PO profile, the MTX-KM10-KIT1 prints on heat-shrink tubing and PARTEX component marker PPA profile.

Production on site

- Compact heavy-duty printer for high-demand production for wire, cable and component marking
- Feeds, prints and cuts bulk cable markers (PO), heat-shrink (PHZ) profiles and self-adhesive profiles
- MTX-MK10-KIT1 is a very cost-effective identification system for use in panel building and electrical installations
- USB connection, controlled by Partex software WinSign

Specifications – General

- Thermal transfer printing
 - 300 dpi print resolution
- Printing speed
 - 125 mm/sec.
- Printer head width
 - 105 mm
- PC connection
 - USB 2.0 connection and Partex WinSign software
- Power supply
 - 100–240 V (50–60 Hz)
 - Power consumption: max. 300 W
 - CE certified
- Measurements
 - (L x W x H): 446 x 242 x 275 mm
- Weight
 - 9 kg
- Cutter
 - Perforation cutter
- Operation data
 - Operating temperature: 10 °C to 35 °C
 - Humidity: 30–85% non-condensing
 - To obtain the best printing result, the temperature of the profile should not be lower than 25 °C

MTX-MK10-KIT1

Product and ordering information

—
01 PP/PPA
Inlay tags/
component markers
—
02 PO/POZ
Wire/cable markers
—
03 SMOZ
Cable markers

- Includes a complete system with a wide range of products and is user-friendly
- Features a printer with high-production speed, a perforation cutter and solid construction

- Uses software that allows the printer to be directly connected to a PC via USB and is controlled by the Partex WinSign software, which supports different font sizes



01



02



03

Cat. no.	Description	Pack unit (MOQ)
Printer and accessories		
MTX-MK10-KIT1	Printer MK10, cutting unit, software WinSign, ribbon (MK10-RBR7125) and USB cable	1 pce
MTX-MK10-RBBK2020-40	MK10, ink ribbon, 40 mm for: POZ, PP+, PKZ, and PHZ (F), 300 m	1 pce
MTX-MK10-RBBK2020-80	MK10, ink ribbon, 80 mm for: POZ, PP+, PKZ, and PHZ (F), 300 m	1 pce
MTX-MK10-RB-BK510-40	Black ink ribbon, Type 510 (for PO) 40 mm wide, 300 m	1 pce
MTX-MK10-RB-BK510-55	Black ink ribbon, Type 510 (for PO) 55 mm wide, 300 m	1 pce
MTX-MK10-RB-BK510-83	Black ink ribbon, Type 510 (for PO) 83 mm wide, 300 m	1 pce
MTX-MK10-CU	Cutting unit (Included in MK10-KIT1)	1 pce
MTX-MK-RS	Reel stand	1 pce
PLA77020WSNT	Software: LabelSoft (English)	1 pce
Cabinet and component markers		
PP-06300SN9	PP-profile H = 6.3 mm, for Phoenix terminal blocks (UT2.5, UTTB2.5, ST4, DT2.5, QTC, DT12.5)	15.0 m/ compact disc


MTX-MK10-KIT1

Product and ordering information

Cat. no.	Description	Pack unit (MOQ)
Heat-shrink tubing		
PHZ20032BN*	Heat shrink, dia. 3.2 mm, shrink ratio 2:1, Zerex	150 m/reel
PHZ20048BN*	Heat shrink, dia. 4.8 mm, shrink ratio 2:1, Zerex	150 m/reel
PO-profile		
PO-01000BN*	PO-profile 0.25 mm ² dia. 1.3-1.8 mm	250 m/reel
PO-02000BN*	PO-profile 0.5 mm ² dia. 1.7-2.2 mm	250 m/reel
PO-03000BN*	PO-profile 0.75 mm ² dia. 2.0-2.5 mm	250 m/reel
PO-04000BN*	PO-profile 1.0 mm ² dia. 2.2-2.8 mm	200 m/reel
PO-05000BN*	PO-profile 1.5 mm ² dia. 2.7-3.5 mm	200 m/reel
PO-06000BN*	PO-profile 2.5 mm ² dia. 3.2-4.0 mm	200 m/reel
PO-068TWBN*	PO-068TW profile with thin wall dia. 6.8-7.0 mm	50 m/reel
PO-07000BN*	PO-profile 4.0 mm ² dia. 3.8-4.7 mm	100 m/reel
PO-08000BN*	PO-profile 6.0 mm ² dia. 4.6-5.5 mm	100 m/reel
PO-09000BN*	PO-profile 10.0 mm ² dia. 5.6-7.0 mm	50 m/reel

MTX-MK10-KIT1

Product and ordering information




Thermal transfer labels, polyester

- Printing with thermal transfer printer, waste removed, rounded corners
- Material: SO-5 and S7 series polyester, matte yellow SO, white S3, silver S1 and security film S5, S2 polyester silver gloss, S4 white gloss
- Package: 1 roll. Core 38 or 76 mm (1.496 or 2.992 in.)
- Polyester labels, 1-track or 3-track, core diameter 38 mm (1.496 in.), perforated, 5 rolls/box

Cat. no. S2 silver glossy	Cat. no. S4 white glossy	Cat. no. S5 security	Size		Track row of labels	Quantity/roll
			mm	in.		
PLT8K101S28-4/3	PLT8K101S49-5/3	PLT8K101S58-6/3	15 x 6	0.591 x 0.236	3	10,000
PLT8K102S28-4/3	PLT8K102S49-5/3	PLT8K102S58-6/3	18 x 6.5	0.709 x 0.256	3	10,000
PLT8K103S28-4/3	PLT8K103S49-5/3	PLT8K103S58-6/3	18 x 9	0.709 x 0.354	3	10,000
PLT8K106S28-4/3	PLT8K106S49-5/3	PLT8K106S58-6/3	20 x 8	0.787 x 0.315	3	10,000
PLT8K105S28-4	PLT8K105S49-5	PLT8K105S58-6	25.4 x 12.7	1 x 0.5	1	2,000
PLT8K105S28-4/3	PLT8K105S49-5/3	PLT8K105S58-6/3	25.4 x 12.7	1 x 0.5	3	10,000
PLT8K108S28-4	PLT8K108S49-5	PLT8K108S58-6	26 x 10	1.024 x 0.394	1	2,000
PLT8K108S28-4/3	PLT8K108S49-5/3	PLT8K108S58-6/3	26 x 10	1.024 x 0.394	3	10,000
PLT8K109S28-4/3	PLT8K109S49-5/3	PLT8K109S58-6/3	26.5 x 17.5	1.043 x 0.689	1	5,000
PLT8K104S28-4	PLT8K104S49-5	PLT8K104S58-6	30 x 20	1.181 x 0.787	3	2,000
PLT8K104S28-4/3	PLT8K104S49-5/3	PLT8K104S58-6/3	30 x 20	1.181 x 0.787	1	6,000
PLT8K111S28-4	PLT8K111S49-5	PLT8K111S58-6	32 x 9.5	1.260 x 0.374	3	2,000
PLT8K111S28-4/3	PLT8K111S49-5/3	PLT8K111S58-6/3	32 x 9.5	1.260 x 0.374	1	10,000
PLT8K115S028-4	PLT8K115S49-5	PLT8K115S58-6	38 x 19	1.496 x 0.748	1	2,000
PLT8K121S28-4	PLT8K121S49-5	PLT8K121S58-6	45 x 23	1.772 x 0.906	1	2,000
PLT8K130S28-4	PLT8K130S49-5	PLT8K130S58-6	50 x 23	1.969 x 0.906	1	2,000
PLT8K134S28-4	PLT8K134S49-5	PLT8K134S58-6	60 x 36	2.362 x 1.417	1	1,000
PLT8K135S28-4	PLT8K135S49-5	PLT8K135S58-6	65 x 35	2.559 x 1.378	1	1,000
PLT8K133S28-4	PLT8K133S49-5	PLT8K133S58-6	65 x 53	2.559 x 2.087	1	750
PLT8K136S28-4	PLT8K136S49-5	PLT8K136S58-6	70 x 48	2.756 x 1.890	1	1,000
PLT8K139S28-4	PLT8K139S49-5	PLT8K139S58-6	89 x 82	3.504 x 3.228	1	500
PLT8K140S28-4	PLT8K140S49-5	PLT8K140S58-6	101.6 x 23	4 x 0.906	1	2,000
PLT8K137S28-4	PLT8K137S49-5	PLT8K137S58-6	101.6 x 48	4 x 1.890	1	1,000
PLT8K138S28-4	PLT8K138S49-5	PLT8K138S58-6	101.6 x 74	4 x 2.913	1	500
PLT8K141S28-4	PLT8K141S49-5	PLT8K141S58-6	101.6 x 150	4 x 5.906	1	300

MTX-MK10-KIT1

Product and ordering information





Thermal transfer labels, polyester (cont'd)

- Printing with thermal transfer printer, waste removed, rounded corners
- Material: SO-5 and S7 Series polyester, matte yellow SO, white S3, silver S1 and security film S5, S2 polyester silver gloss, S4 white gloss
- Package: 1 roll. Core 38 or 76 mm (1.496 or 2.992 in.)
- Polyester labels, 1-track or 3-track, core diameter 38 mm (1.496 in.), perforated, 5 rolls/box

Cat. no. S0 yellow matte	Cat. no. S1 silver matte	Cat. no. S3 white matte	mm	Size in.	Track tow of labels	Quantity/roll
PLT8K101S04-1/3	PLT8K101S18-3/3	PLT8K101S39-2/3	15 x 6	0.591 x 0.236	3	10,000
PLT8K102S04-1/3	PLT8K102S18-3/3	PLT8K102S39-2/3	18 x 6.5	0.709 x 0.256	3	10,000
PLT8K103S04-1/3	PLT8K103S18-3/3	PLT8K103S39-2/3	18 x 9	0.709 x 0.354	3	10,000
PLT8K106S04-1/3	PLT8K106S18-3/3	PLT8K106S39-2/3	20 x 8	0.787 x 0.315	3	10,000
PLT8K105S04-1	PLT8K105S18-3	PLT8K105S39-2	25.4 x 12.7	1 x 0.5	1	2,000
PLT8K105S04-1/3	PLT8K105S18-3/3	PLT8K105S39-2/3	25.4 x 12.7	1 x 0.5	3	10,000
PLT8K108S04-1	PLT8K108S18-3	PLT8K108S39-2	26 x 10	1.024 x 0.394	1	2,000
PLT8K108S04-1/3	PLT8K108S18-3/3	PLT8K108S39-2/3	26 x 10	1.024 x 0.394	3	10,000
PLT8K109S04-1/3	PLT8K109S18-3/3	PLT8K109S39-2/3	26.5 x 17.5	1.043 x 0.689	1	5,000
PLT8K104S04-1	PLT8K104S18-3	PLT8K104S39-2	30 x 20	1.181 x 0.787	3	2,000
PLT8K104S04-1/3	PLT8K104S18-3/3	PLT8K104S39-2/3	30 x 20	1.181 x 0.787	1	6,000
PLT8K111S04-1	PLT8K111S18-3	PLT8K111S39-2	32 x 9.5	1.260 x 0.374	3	2,000
PLT8K111S04-1/3	PLT8K111S18-3/3	PLT8K111S39-2/3	32 x 9.5	1.260 x 0.374	1	10,000
PLT8K115S04-1	PLT8K115S18-3	PLT8K115S39-2	38 x 19	1.496 x 0.748	1	2,000
PLT8K121S04-1	PLT8K121S18-3	PLT8K121S39-2	45 x 23	1.772 x 0.906	1	2,000
PLT8K130S04-1	PLT8K130S18-3	PLT8K130S39-2	50 x 23	1.969 x 0.906	1	2,000
PLT8K134S04-1	PLT8K134S18-3	PLT8K134S39-2	60 x 36	2.362 x 1.417	1	1,000
PLT8K135S04-1	PLT8K135S18-3	PLT8K135S39-2	65 x 35	2.559 x 1.378	1	1,000
PLT8K133S04-1	PLT8K133S18-3	PLT8K133S39-2	65 x 53	2.559 x 2.087	1	750
PLT8K136S04-1	PLT8K136S18-3	PLT8K136S39-2	70 x 48	2.756 x 1.890	1	1,000
PLT8K139S04-1	PLT8K139S18-3	PLT8K139S39-2	89 x 82	3.504 x 3.228	1	500
PLT8K140S04-1	PLT8K140S18-3	PLT8K140S39-2	101.6 x 23	4 x 0.906	1	2,000
PLT8K137S04-1	PLT8K137S18-3	PLT8K137S39-2	101.6 x 48	4 x 1.890	1	1,000
PLT8K138S04-1	PLT8K138S18-3	PLT8K138S39-2	101.6 x 74	4 x 2.913	1	500
PLT8K141S04-1	PLT8K141S18-3	PLT8K141S39-2	101.6 x 150	4 x 5.906	1	300

Order in multiples of 25 tags.

MTX-MK1 miniplotter



MTX-MK1 miniplotter

- 01 Provides complete customized marking on site for cables, wires, terminal blocks and components
- 02 Easy-to-use keyboard, display unit and pre-programmed product modules
- 03 Saves time and money when small production and additional markings are carried out, combined with rapid, customized deliveries from Partex
- 04 Designed for on-site marking of small and medium marking volumes



01



02



03



04

MTX-MK1 miniplotter

Miniplotter marking system specifications

Design

The MTX-MK1 marking system contains a plotter and inlays intended for Partex neutral wire, cable, component and terminal block markings. The marking information is transferred to the plotter thru a MTX-MK1-Cable (RS232) input from the keyboard. The marker inlays are quickly loaded either with individual cut markers or strips of markers. Flexible on-site operation with battery pack. MTX-MK1 is controlled from a program cassette thru an RS232 (MTX-MK1-Cable) interface to a PC computer.

Power

120/240 V

Keyboard

North American Industrial standard

Text height and width

Three text heights – small, medium and large – and three text widths – narrow, standard and wide. The height of text is automatically adapted to match type of profile and number of lines chosen. The number of characters possible on a line is shown in the display. The program makes it possible to decrease or increase the size of the text.

Plotter pens

Refill pens (etching ink) for marking on Partex products. Fibre-tip pen for testing. On Zerex sleeve, please use only drawing tip 0.25 mm with Partex Zerex ink.

Resistance

The products intended for MK1 are tested by the Swedish National Test and Research Institute according to the Partex Product Test Program.

MTX-MK1 miniplotter

Applications


01 Terminal blocks with PP profiles

02 PP profile in a PTC sleeve mounted on a CAT 5 cable

03 PPA profile mounted on a component



01



02



03

Product and ordering information

Cat. no.	Profile	Profile width	Compact disc pack unit
PP-04600SN	Flat profile, fits PT+, PTC and PTM sleeves	4.6 mm	15 m
PP-09000SN	Flat profile, fits PM sleeves	9.0 mm	18 m
PP-06300SN9	Flat profile, fits Phoenix terminal blocks UT2.5, UTTB2.5, ST4, DT2.5, QTC, DT12.5	6.3 mm	15 m
PP-10000SN9	Flat profile, fits Entrelacs terminal blocks	10.2 mm	15 m
PP-11000SN9	Flat profile, fits Wagos Topjobs terminal blocks	11.0 mm	12 m
PPA09000SN	Flat profile with adhesive	9.0 mm	10 m

Technical data – Adhesive tape (PPA) peel adhesion on different surfaces

Material	Immediately N/cm	After 14 days N/cm
Steel	13.5	14.8
Aluminum	9.4	12.4
ABS	10.9	13.7
PC	13.5	13.8
PS	10.5	12.2
PET	9.4	10.7
PVC	9.3	13.5
PP	6.9	8.7
PE	5.5	5.8
Temperature resistance		Value
Short-term use		70 °C
Long-term use		60 °C
Mechanical properties		Value
Tensile strength		57.5 N/15 mm
Elongation		20–55%

MTX-MK1 miniplotter

Accessories



Product inlay (fixture)

Portable printer

- Operates on battery for up to 2 hours on one charge
- Recharging time: 2 hours

Weight and dimensions

- Printer: 2.2 kg (378 x 190 x 65 mm)
- Cable: 3.5 m
- Total weight (bag and kit): 6 kg (540 x 440 x 120 mm)

Cat. no.	Description	Size/product
MTX-MK1	Plotter	The MTX-MK1 basic kit includes plotter, case, MTX-MK1-Refill, MTX-Pen-035, power unit and manual on CD
MTX-MK1-PEN-018	Plotter pen	0.18 mm
MTX-MK1-PEN-025	Plotter pen	0.25 mm
MTX-MK1-PEN-035	Plotter pen	0.35 mm
MTX-MK1-PEN-050	Plotter pen	0.50 mm
MTX-MK1-PEN-070	Plotter pen	0.70 mm
MTX-MK1-PEN-100	Plotter pen	1.00 mm
MTX-MK1-REFILL	Ink refill cartridge	5 x 1 ml
MTX-MK1-CF	Cleaning solvent	10 ml
MTX-MK1-CF	Cleaning cartridge	2 x 10 ml
MTX-MK1-CUP	Cleaning cup	-
MTX-MK1-PAPLUS02	Product inlay (fixture)	PAPLUS02/PAZPLUS02
MTX-MK1-PAPLUS02ST	Product inlay (fixture)	PAPLUS02 STRIPS
MTX-MK1-PAPLUS1ST	Product inlay (fixture)	PAPLUS1 STRIPS


Cat. no.	Description	Size/product
MTX-MK1-PK2ST	Product inlay (fixture)	PK2 STRIPS
MTX-MK1-PC10	Product inlay (fixture)	PC10
MTX-MK1-PC20	Product inlay (fixture)	PC20
MTX-MK1-PC40	Product inlay (fixture)	PC40
MTX-MK1-PFC	Product inlay (fixture)	PFC
MTX-MK1-POH	Product inlay (fixture)	POH
MTX-MK1-PS	Product inlay (fixture)	PS
MTX-MK1-TX	Product inlay (fixture)	TX-96XXX
MTX-MK1-PGM-USB	Program cassette	-
MTX-MK1-PGM-PFC.V1	Program cassette	PFC
MTX-MK1-PGM-PO.USB	Program cassette	PO
MTX-MK1-PGM-FU	Data file upgrade	-
MTX-MK1-ACCU	Battery	PP60
MTX-MK1-CABLE	Data cable	RS232

MTX-MK1 miniplotter

MTX-MK1 – Wire marking: PAPLUS, PAZPLUS

— 01 “AN” Cut markers

— 02 Strip carton pack “PN”



01



02

Cat. no. neutral (blank) marking sleeves	AWG	Length (mm)	Capacity of markers per fixture	Packaging	Fixture
PAPLUS02015ANØ	22-16	15	18	200/bag	MTXMK102
PAPLUS02021ANØ	22-16	21	18	200/bag	MTXMK102
PAPLUS02027ANØ	22-16	27	18	200/bag	MTXMK102
PAPLUS10015ANØ	16-11	15	18	200/bag	MTXMK110
PAPLUS10021ANØ	16-11	21	18	200/bag	MTXMK110
PAPLUS10027ANØ	16-11	27	18	200/bag	MTXMK110
PAPLUS20015ANØ	13-5	15	11	100/bag	MTXMK120
PAPLUS20021ANØ	13-5	21	11	100/bag	MTXMK120
PAPLUS20027ANØ	13-5	27	11	100/bag	MTXMK120
PAPLUS20036ANØ	13-5	36	11	100/bag	MTXMK120
PAPLUS20042ANØ	13-5	42	11	100/bag	MTXMK120
PAPLUS30015ANØ	5-	15	9	20/bag	MTXMK130
PAPLUS30021ANØ	5-	21	9	20/bag	MTXMK130
PAPLUS30027ANØ	5-	27	9	20/bag	MTXMK130

Ø = Sleeve colour according to the international colour code

A = Cut markers.

N = Neutral

Halogen-free available by changing PAPLUS prefix to PAZPLUS

Example: PAPLUS02015AN4 = 15 mm length yellow, neutral (blank) cut markers

Cat. no. neutral (blank) marking sleeves	AWG	Length per strip	Strips x markers = qty per fixture	Strips x markers = qty per carton	Fixture
PAPLUS02015PNØ	22-16	12 x 15 = 180	4 x 12 = 48	CT/84 X 12 = 1,008	MTX-MK1-PAPLUS02ST*
PAPLUS02021PNØ	22-16	9 x 21 = 189	4 x 9 = 36	CT/112 X 9 = 1,008	MTX-MK1-PAPLUS02ST*
PAPLUS02027PNØ	22-16	7 x 27 = 189	4 x 7 = 28	CT/143 X 7 = 1,001	MTX-MK1-PAPLUS02ST*
PAPLUS02036PNØ	22-16	5 x 36 = 180	4 x 5 = 20	CT/150 X 5 = 750	MTX-MK1-PAPLUS02ST*
PAPLUS02042PNØ	22-16	4 x 42 = 168	4 x 4 = 16	CT/150 X 4 = 600	MTX-MK1-PAPLUS02ST*
PAPLUS10015PNØ	16-11	12 x 15 = 180	4 x 12 = 48	CT/84 X 12 = 1,008	MTX-MK1-PAPLUS1ST*
PAPLUS10021PNØ	16-11	9 x 21 = 189	4 x 9 = 36	CT/112 X 9 = 1,008	MTX-MK1-PAPLUS1ST*
PAPLUS10027PNØ	16-11	7 x 27 = 189	4 x 7 = 28	CT/130 X 7 = 910	MTX-MK1-PAPLUS1ST*
PAPLUS10036PNØ	16-11	5 x 36 = 180	4 x 5 = 20	CT/130 X 5 = 650	MTX-MK1-PAPLUS1ST*
PAPLUS10042PNØ	16-11	4 x 42 = 168	4 x 4 = 16	CT/130 X 4 = 520	MTX-MK1-PAPLUS1ST*

* We recommend drawing tip 0.25 mm on Zerex

K = Carton, P = Strip, N = Neutral, A = Cut markers in bags

PA international colour code. PAZ halogen-free in yellow and white. Other colours, please contact your regional sales office.



Material: PAPLUS = Soft PVC, PAZPLUS = Soft Zerex

Halogen-free available by changing PAPLUS prefix to PAZPLUS

Example: PAPLUS02015PN4 = A strip of 12 x 15 mm markers, yellow, neutral (blank) markers

MTX-MK1 miniplotter

MTX-MK1 – Cable marking: PK, PKZ

	Cat. no.	Sleeve length mm	Capacity qty/fixture	Packaging	Cat. no. fixture	Suitable Partex holder system
	PK-20015ANØ	15	10	20	MTX-MK1-PK2	Use with SMOH holders (see p. 53)
	PK-20021ANØ	21	10	20	MTX-MK1-PK2	Use with SMOH holders (see p. 53)
	PK-20027ANØ	27	10	20	MTX-MK1-PK2	Use with SMOH holders (see p. 53)
	PK-20Q25ANØ	25	10	20	MTX-MK1-PK2	Use with cable tie (see p. 53)
	PK-20Q40ANØ	40	10	20	MTX-MK1-PK2	Use with cable tie (see p. 53)
	PK-20021PNØ	21	3 x 9 = 27	9 x 50	MTX-MK1-PK2ST	Use with SMOH holders (see p. 53)
	PK-20027PNØ	27	3 x 7 = 21	7 x 50	MTX-MK1-PK2ST	Use with SMOH holders (see p. 53)
	PK-20036PNØ	36	3 x 5 = 15	5 x 50	MTX-MK1-PK2ST	Use with SMOH holders (see p. 53)
	PK-20057PNØ*	57	3 x 3 = 9	3 x 50	MTX-MK1-PK2ST	Use with SMOH holders (see p. 53)
	PK-20084PNØ**	84	3 x 2 = 6	2 x 50	MTX-MK1-PKZ2	Use with SMOH holders (see p. 53)

Ø Profile colour, 4 = yellow, 9 = white. Other colours, please contact your regional sales office


* Strips = 3 pcs semi cut sleeves ** Strips = 2 pcs semi cut. Material: PK = soft PVC (PKZ = soft Zerex)

For halogen-free, change prefix PK to PKZ

Example: PK20021AN4 = 21 mm length, yellow

MTX-MK1 – Wire marking: PC

- Open marker sleeve for already connected wires
- Securely positioned with help of strong barbs
- Fast snap-on installation
- Tools available for installation in hard-to-reach areas

	Cat. no.	AWG	Sleeve length mm	Capacity qty/fixture	Packaging	Cat. no. fixture
	PC10015ANØ	22-16	15	18	100/bag	MTX-MK1-PC10
	PC10021ANØ	22-16	21	18	100/bag	MTX-MK1-PC10
	PC10027ANØ	22-16	27	18	100/bag	MTX-MK1-PC10
	PC20015ANØ	16-12	15	18	100/bag	MTX-MK1-PC20
	PC20021ANØ	16-12	21	18	100/bag	MTX-MK1-PC20
	PC20027ANØ	16-12	27	18	100/bag	MTX-MK1-PC20
	PC40015ANØ	11-10	15	18	100/bag	MTX-MK1-PC40
	PC40021ANØ	11-10	21	18	100/bag	MTX-MK1-PC40
	PC40027ANØ	11-10	27	18	100/bag	MTX-MK1-PC40
	PC40036ANØ	11-10	36	18	100/bag	MTX-MK1-PC40

Ø profile colour, 4 = yellow, 9 = white. Example: PK20021AN4 = 21 mm length, yellow

MTX-MK1 miniplotter

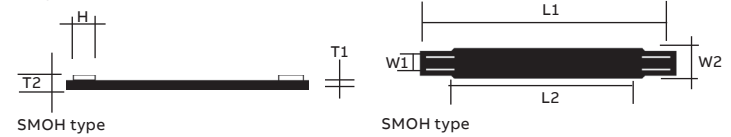
MTX-MK1 – Cable marker or holder: SMOH



- Holder for PO/POZ/PK/PKZ markers
- No tools needed for installation
- Easy to install with Ty-Rap cable ties
- SMOH holders can be used as on-site cable markers using Ty-Rap marking pen WT163M-1 (black)

Cat. no.	Width (W1) mm (in.)	Width (W2) mm (in.)	Thickness (T1) mm (in.)	Thickness (T2) mm (in.)	Raised bridge (H) mm (in.)	Length (L1) mm (in.)	Writeable (L2) mm (in.)	Std. pkg.	Cat. no. fixture	Capacity no./fixture
SMOH-07Ø	8.2 (0.323)	9.5 (0.374)	1.0 (0.04)	3.2 (0.125)	6.0 (0.236)	60.0 (2.36)	27.0 (1.06)	100	MTX-MK1-POH	3 x 2
SMOH-12Ø	8.2 (0.323)	9.5 (0.374)	1.0 (0.04)	3.2 (0.125)	6.0 (0.236)	82.0 (3.24)	50.0 (1.97)	100	MTX-MK1-POH	3 x 2
SMOH-18Ø	8.2 (0.323)	9.5 (0.374)	1.0 (0.04)	3.2 (0.125)	6.0 (0.236)	110.0 (4.33)	75.0 (2.95)	100	MTX-MK1-POH	3 x 2
SMOH-30Ø	8.2 (0.323)	9.5 (0.374)	1.0 (0.04)	3.2 (0.125)	6.0 (0.236)	152.0 (5.98)	124.0 (4.88)	100	MTX-MK1-POH	3 x 2
SMKH10-0	9.8 (0.385)	12.0 (0.472)	1.2 (0.05)	3.3 (0.130)	-	70.0 (2.76)	60.0 (2.36)	100	MTX-MK1-POH	3 x 2
SMKH20-0	9.0 (0.354)	12.0 (0.472)	1.2 (0.05)	3.3 (0.130)	-	100.0 (3.94)	90.0 (3.54)	100	MTX-MK1-POH	3 x 2

Diagrams



Ø 0 = Black, 4 = yellow, 9 = white. Material: Hard PVC. Example: SMOH07-4 = yellow, 60 mm


Recommended Ty-Rap cable ties



	Cat. no.	Bulk Cat. no.	Body width (in.)	Length (in.)	Max wire bundle dia. (in.)	Military standard part no.	Tensile strength (lb)	Std. pkg.	Bulk pkg.
Standard nylon 6/6 cable ties									
	TY523M	TY23M	0.093	3.62	0.625	MS3367-4	18	100	1,000
	TY52315M	TYB2315M	0.092	7.00	1.500	-	18	100	1,000
	TY5232M	TY232M	0.086	8.00	2.000	-	18	100	1,000
	TY5234M	TY234M	0.086	14.00	4.000	-	18	100	1,000
	TY524M	TY24M	0.140	5.50	1.125	MS3367-5	40	100	1,000
	TY5242M	TY242M	0.140	8.19	2.000	-	40	100	1,000
	TY526M	TY26M	0.140	11.10	3.000	-	30	100	1,000
	TY5244M	TY244M	0.140	14.50	4.000	-	30	100	1,000
	TY525M	TY25M	0.185	7.31	1.750	MS3367-1	50	100	1,000
	TY5253M	TY253M	0.187	11.6	3.000	MS3367-7	50	100	1,000
	TY528M	TY28M	0.187	14.20	4.000	MS3367-2	50	100	1,000
Nylon 6/6 weather and UV resistant									
	TY523MX	TY23MX	0.093	3.62	0.625	MS3367-4	18	100	1,000
	TY52315MX	TYB2315MX	0.092	7.00	1.500	-	18	100	1,000
	TY5232MX	TY232MX	0.086	8.00	2.000	-	18	100	1,000
	TY5234MX	TY234MX	0.086	14.00	4.000	-	18	100	1,000
	TY524MX	TY24MX	0.140	5.50	1.125	MS3367-5	40	100	1,000
	TY5242MX	TY242MX	0.140	8.19	2.000	-	40	100	1,000
	TY526MX	TY26MX	0.140	11.10	3.000	-	30	100	1,000
	TY5244MX	TY244MX	0.140	14.50	4.000	-	30	100	1,000
	TY525MX	TY25MX	0.185	7.31	1.750	MS3367-1	50	100	1,000
	TY5253MX	TY253MX	0.187	11.6	3.000	MS3367-7	50	100	1,000
	TY528MX	TY28MX	0.187	14.20	4.000	MS3367-2	50	100	1,000

MTX-MK1 miniplotter

MTX-MK1 – Terminal block marking: TX



Design

Terminal block marking with strong hooks for safe snap mounting. (TX-96 matches Phoenix, Entrelec, Wagos, and TX-61051 matches Weidmüller, Conta-Clip and others with similar design)

Material

Cadmium-free, stiff PVC material of Partex formula

Colours

White or orange

Temperature range

Shape permanence between -30 °C and 60 °C
(-22 °F to 140 °F) (PVC)

Cat. no.	Intended for terminal block (B1) (mm)	Height (H) (mm)	Markers/strip	Strips/inlay	Length (B2) 10 markers (mm)	Cat. no. fixture
TX-96050PNØ	5.0	9.6	6	1 x 10	50.0	MTX-MK1-TX
TX-96052PNØ	5.2	9.6	6	1 x 10	52.0	MTX-MK1-TX
TX-96060PNØ	6.0	9.6	6	1 x 10	60.0	MTX-MK1-TX
TX-96062PNØ	6.2	9.6	6	1 x 10	62.0	MTX-MK1-TX
TX-96073PNØ	7.3	9.6	6	1 x 10	73.0	MTX-MK1-TX
TX-96080PNØ	8.0	9.6	6	1 x 10	80.0	MTX-MK1-TX
TX-96082PNØ	8.2	9.6	6	1 x 10	82.0	MTX-MK1-TX
TX-96100PNØ	10.0	9.6	6	1 x 10	100.0	MTX-MK1-TX
TX-96102PNØ	10.2	9.6	6	1 x 10	102.0	MTX-MK1-TX
TX-96120PNØ	12.0	9.6	6	1 x 10	72.0 (6 markers)	MTX-MK1-TX
TX-96141PNØ	14.1	9.6	3	1 x 10	84.5 (6 markers)	MTX-MK1-TX
TX-96151PNØ	15.1	9.6	3	1 x 10	90.6 (6 markers)	MTX-MK1-TX
TX-61051PNØ	5.1	6.1	15	1 x 10	51.0	MTX-MK1-TX61

Diagram



Material: TX = hard PVC

P = strip of 10 markers, N = neutral (blank)

Ø colours: 3 = orange, 9 = white




Example: TX-96050P9 = 5.0 mm, white

TX-96 Series matches Phoenix, Entrelec and Wagos terminal blocks.

TX-61051 Series matches Weidmüller, Conta-Clip and others with similar design.

MTX-MK1 miniplotter

MTX-MK1 – X-card marking system: PFC



- Fast mounting, easy breakoff cards with precut or moulded marker tags
- Easily detachable tags are put directly into various tag holder systems
- The hard tags can be rapidly mounted, before or after connecting wires and cables

Cat. no.	Description	Marker tag length x height mm	Marker tags per card	Marker tags per box	Material	Suitable holder system
PFC04212KAØ	Marker tag – wire	12 x 4.2	21	525	ABS	PTPLUS (refer to p. 65)
PFC04215KAØ	Marker tag – wire	15 x 4.2	21	525	ABS	PTPLUS (refer to p. 65)
PFC04218KAØ	Marker tag – wire	18 x 4.2	21	525	ABS	PTPLUS (refer to p. 65)
PFC04221KAØ	Marker tag – wire	21 x 4.2	21	525	ABS	PTPLUS (refer to p. 65)
PFC04230KAØ	Marker tag – wire	30 x 4.2	14	350	ABS	PTPLUS (refer to p. 65)
PFC07533KAØ	Marker tag – cable	33 x 7.5	9	225	ABS	PM24 (refer to p. 63)
PFC09518KAØ	Marker tag – component/cable	18 x 9.5	20	500	ABS	Ty-Rap cable tie mounting
PFC09540KAØ	Marker tag – cable marking	40 x 9.5	8	200	Polyamid/PA11	(refer to p. 53)
PFC09580KAØ	Marker tag – cable marking	80 x 9.5	4	100	Polyamid/PA11	

Ø Colours: 4 yellow, 9 white.

Dimensions in mm (nominal)

Cat. no.	AWG	Length (mm)	Width (mm)	Height (mm)
PTPLUS02	22–16	12/15/18/21/30	5	5
PTPLUS10	16–11	12/15/18/21/30	5	7
PTPLUS20	13–5	12/15/18/21/30	6	10
PTPLUS30	5–1	12/15/18/21/30	10	19
PTPLUS40	0	15/21/30	–	–


MTX-MK3

Applications



Product and ordering information

Cat. no.	Description	Contents
MTX-MK3-CLEANKIT	Cleaning kit for MTX-MK3-P330	Swab + cleaning cards + rollers
MTX-MK3-CR	Cleaning roller for MTX-MK3	To remove dust from the card before printing
MTX-MK3-F301E	Printer ribbon F301 black	-
MTX-MK3-RC330	Printer ribbon RC330 colour	-



- The MTX-MK3-P330 system contains several different card types that cover the need for cable, wire and component markers
- With the MTX-MK3-P330, it is now possible to print in colour. (This can only be done if you have the latest version of WinSign.)

Product and ordering information

Cat. no.	Description	Marker tag length x height mm (in)	Marker tags per card	Marker tags per box	Material	Suitable Partex holder system
PFC04212KAØ	Marker tag – wire	12 x 4.2	21	525	ABS	PTPLUS type (refer to p. 65)
PFC04215KAØ	Marker tag – wire	15 x 4.2	21	525	ABS	
PFC04218KAØ	Marker tag – wire	18 x 4.2	21	525	ABS	
PFC04221KAØ	Marker tag – wire	21 x 4.2	21	525	ABS	
PFC07533KAØ	Marker tag – cable	33 x 7.5	9	225	ABS	PM type (refer to p. 63)
PFC09518KAØ	Marker tag – component/cable	18 x 9.5	20	500	ABS	Cable ties (refer to p. 53)
PFC09540KAØ	Marker tag – cable marking	40 x 9.5	8	200	Polyamid/PA11	
PFC09580KAØ	Marker tag – cable marking	80 x 9.5	4	100	Polyamid/PA11	

Ø = Card Colours, 4 = Yellow, 9 = White

WinSign

WinSign software

01 WinSign software is ideal for project handling, production and printout of customized marking products on site

02 Software in Windows environment with database handling adapted to import/export on text files



01



02

Cat. no.

WSG-NG-UPGRADE

Information

Upgrade your older version to the latest one

Medium-wall heat-shrinkable tubing

- System demands
- Processor type
 - Min. Pentium II
- RAM memory
 - 64 MB
- Hard drive
 - At least 10 MB free space
- CD-reader
 - Yes

Can run under these environments

- Windows 98 SE (second edition)
- Windows NT with at least Explorer 4.0x
- Windows ME
- Windows 2000
- Windows XP

We recommend a more powerful computer because it will execute the processes quicker.

WinSign

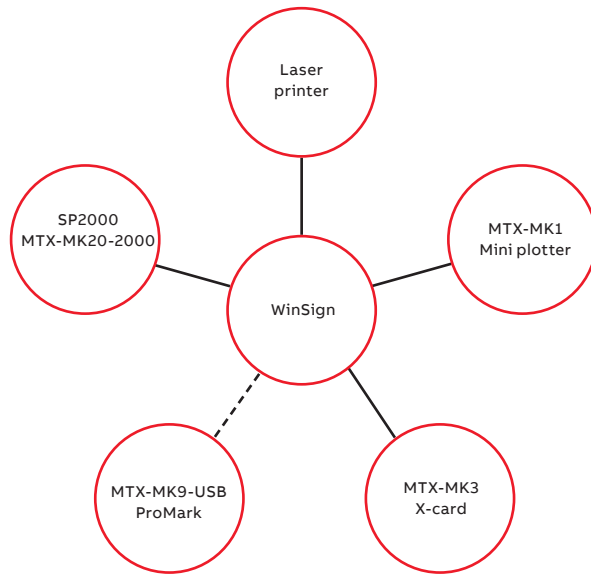
Specifications – Marking methods

What can WinSign do?

WinSign software is ideal for project handling, production and printout of Partex customized marking products on site. The software operates under a Windows platform and can import files from Microsoft Excel, CAD or pure text files. The information that is created in WinSign is saved in a database format. All this is controlled by the software's database engine.

WinSign makes it possible to print only the markers you need right away when you are installing a cabinet, etc. This means the information will be accessible quickly for production, which reduces the lead time.

WinSign controls almost all marking machines.



Structure

You can work in two ways with WinSign. You can create a whole project with traceability so that you can search for information or you can easily type information in the “direct marking” mode to print markers right away.

When creating a project, a project manager using WinSign can type in all the marking information for all the different cabinets and machines when he is still at the office. If the electrician has access to this WinSign file, he can print out the information on site only for the cabinet he is working on. If he has any questions, he can call the project manager, because he can see in WinSign who created the file and his phone number.*

The “direct marking” mode is similar to the project mode. In “direct marking,” you don’t need to type in any information that can be traced later on. You can print the information right away on any of the Partex marking machines.


*The masculine form is used as gender neutral and includes men and women.

Some WinSign functions:

- Imports both marking information and number of markers required from Excel
- Imports information from EPLAN and ELPRO CAD (contact your regional sales office for more information)
- Number generator: ordinary and alphanumeric
- Unique production windows for each printer/machine
- The marker information is typed in a grid that looks like Excel
- Updates and downloads are available on www.tnb-id.ca

WinSign

Printers/machines that can be controlled by WinSign





MTX-MK1 mini plotter

A marking system suited for smaller production. It is excellent to use when you have a revision and used multi-character Partex markers for the earlier installation. It's easy to use, portable and can be operated from its own keyboard or from a computer.

Inlay fixtures for MTX-MK1 for marking of:

- Wires
- Positions and components
- Cables
- Terminal blocks





MTX-MK3 X-card printer

Card printer for thermal transfer printout of marking tags out of a card in a credit card format. The tags are easily mounted into various holder systems.

Production of:

- Wire markers
- Cable markers
- Components markers

The systems also have cards with various labels sizes. The printer must be used with Partex WinSign software included when you buy an MTX-MK3-P330.



MTX-MK20-SP2000 marking system

A marking machine for profiles MTX-MK20-SP2000 that feeds, prints and automatically cuts sleeves to the desired length. Controlled from own keyboard or from a PC with WinSign. High production capacity.

Production of:

- Wire markers
- Cable markers
- Heat-shrink markers

PF/PFA

PF label material

- Label material for cables, wires, cabinets and components
- For holder systems PTPLUS, PTZPLUS, PM
- Easy to separate in rigid polyester foil, specially pre-processed for printing
- Halogen-free
- Print-out by matrix or laser printer (HP2100/2200)
- A low-cost two-component solution for marking before and after connection of wires and cables

Specifications

Design

The PF labels come on a perforated sheet with tractor feed. Individual labels are detachable or picked in any order to facilitate mounting and overview. This enables simplified sheet feeding through a laser printer. Special top coating allows multiple laser printer feedings of same sheet. The PF marking labels are intended to be mounted in PTPLUS, PTZPLUS, PTC or PM holders to enable wire, cable and component marking.

Material

Polyester foil, specially pre-processed for printing.

Colours

Sheet is white on one side, yellow on the other side.

Print/text

WinSign for your own choice of readability, number of characters and lines required.

Printing equipment

Industrial matrix printer for PF labels. Laser printer with straight feed of sheets for PF marker labels.

Printout with Partex WinSign software.

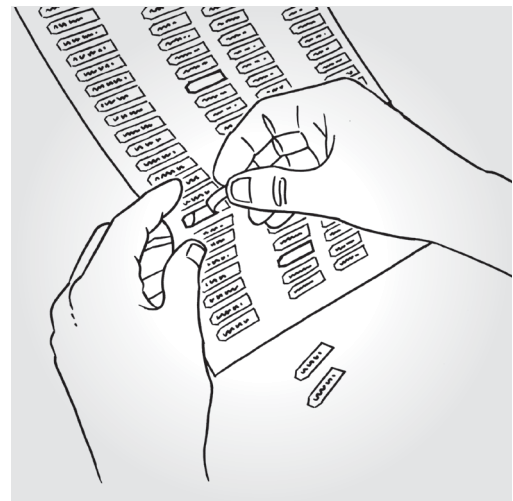

Temperature range

From -30 °C to 120 °C (-22 °F to 248 °F)

Note: Withstands laser printing.


Durability

Withstands most solvents. For application in hostile environments, please contact your regional sales office for information. For label holder systems, see separate product data sheets.



PF/PFA

Applications



Dimensions in mm (nominal)

Cat. no.	Height (H) (mm)	Length (L) (mm)
PF-10015KT49	4.6	15.0
PF-10021KT49	4.6	21.0
PF-20018KT49	9.5	17.5
PF-07533KT49	7.6 – 7.8	33.0

Diagram




Size and packaging

Cat. no.	Number of labels per sheet	Number of sheets per pack	Number of labels per pack	Colour	Sheet format
PF-10015KT49	66 x 12	10	7,920	Yellow/ white	A4 width, 12 in. length
PF-10021KT49	66 x 9	10	5,940		A4 width, 12 in. length
PF-20018KT49	32 x 11	10	3,520		A4 width, 12 in. length
PF-07533KT49	25 x 4	10	1,000	White	A4 width, 12 in. length

PF-tractor feed sheets for matrix printer are coloured yellow on one side and white on the other, are printable on both sides and only applicable for PF10 OCH PF-20.
One order = 10 sheets

PF/PFA

Specifications – PF label material



- Halogen-free self-adhesive label on sheet for direct marking of components in control cabinets
- Label modules pre-perforated in standardized 17.5 mm units
- Print-out by laser printer
- Installation time can be 4 times faster than label combination systems

Design

Perforated self-adhesive display material with adhesive on paper base. Folded sheets A4 width and tractor feed. 12 in. sheet length with tear initiation. The PFA label is intended for component marking with the standardized width of 17.5 mm.

Material

Self-adhesive polyester foil, specially pre-processed for printing.

Colours

White or yellow.

Temperature range

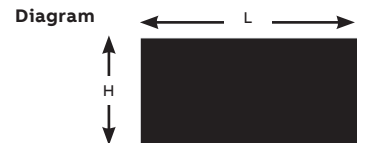
From -30 °C to 120 °C (-22 °F to 248 °F)

Note: Withstands laser printing.

Durability

Withstands most solvents. For application in hostile environments, please contact your regional sales office for information.

Cat. no.	Height (mm)	Length (mm)
PFA20018KT	9.5	17.5



Cat. no.	Number of labels (lines x columns)	Number of 12 in. sheets/pack	Total number of labels/pack
PFA20018KTØ	32 x 11	10	3520

Ø = 4 yellow; 9 white
One order = 10 sheets

PM

PM cable marking for PF labels



- Transparent holder for cable marking with Partex marking labels, tapes and tags for series PF, PL, PP or PFC
- Four lengths, three widths cover most cable marking demands
- Fitting and fastening with Ty-Rap cable ties (TY524MX recommended)
- The label is easily inserted into the holder, providing fast installation and protection of the marking

Specifications

Design

Holder for marker tags with punched holes for mounting with cable ties. Two standard lengths in two sizes, 9 mm and 12 mm widths.

Suitable marker labels and tags are PF on an A4 size sheet and tags on PFC X-cards in credit card formats. ProMark PP profile tags and PL tapes can also be used. The labels or tags are easily pushed into the holder and will be protected from dust, oil, etc.

Material

Cadmium- and silicon-free soft PVC according to special formula.

Colours

Transparent

Temperature range

Shape permanence from -30 °C to 60 °C (-22 °F to 140 °F)

Resistance

The product is tested by the Swedish National Test and Research Institute according to the Partex Product Test Program and has the following test properties:



- Flammability resistance: UL94-V0
- Resistance to UV radiation: corresponds to 1 year outdoors in the south of Sweden
- Chemical resistance: meets Partex product test and aging program criteria
- Thermal resistance: meets norms of Partex Product Test Program standards.

For application in hostile environments, please contact your regional sales office for information.

PM

Marking methods

Dimensions in mm (nominal)

	Cat. no.	Length (L)	Width (B1) (mm)	Thickness (T) (mm)	Size of holes (S) (mm)	Width (B2) (mm)	
	PM-10033AN	33 mm	6	1.5	3	5	
	PM-24033AN	33 mm	13.9	2.5	3.9	12.5	
	PM-20066AN	66 mm	11.3	2.2	3	10	
	PM-20QKNT	20 m	11.3	2.2	3	10	
	PM-24KNT	20 m	13.9	2.5	-	-	
	PM-24QKNT	20 m	13.9	2.5	3.9	12.5	
	PM-24SNT	4 m	13.9	13.9	-	-	
	PM-24QSNT	4 m	13.9	13.9	3.9	10	
							

QKNT = Profiles ready-punched at 10 mm intervals, 20 m per carton.

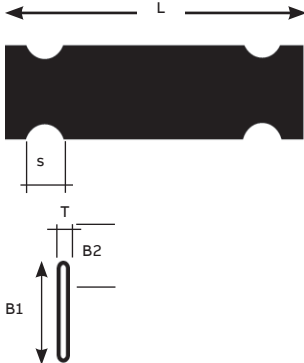
KNT = Unpunched profiles, 20 m per carton.

AN = Cut marker holders in standard lengths.

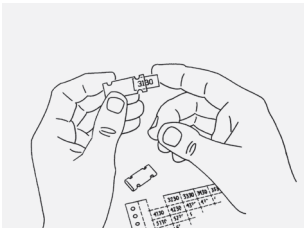
QSNT = Profiles ready-punched at 100 mm intervals, mounted on compact disc.

SNT = Unpunched profile on compact disc.

Size and packaging

	Cat. no.	Description	Number/pack
Diagrams 	PM-10033AN	PM10/33 transparent holder 33 mm cut loose in bag	100 pcs
	PM-20033AN	PM20/33 transparent holder 33 mm cut loose in bag	100 pcs
	PM-24033AN	PM20/45 transparent holder 45 mm cut loose in bag	100 pcs
	PM-20066AN	PM20/66 transparent holder 66 mm cut loose in bag	50 pcs
	PM-24033AN	PM24/33 transparent holder 33 mm cut loose in bag	100 pcs
	PM-24066AN	PM24/66 transparent holder 66 mm cut loose in bag	50 pcs
	PM-240094AN	PM24/94 transparent holder 94 mm cut loose in bag	50 pcs
	PM-24KNT	PM24 profile transparent in carton	20 m
	PM-24QKNT	PM24 profile punched transparent in carton	20 m
	PM-20SNT	PM20 profile transparent	5 m
	PM-20QSNT	PM20 profile punched transparent on compact disc	5 m
	PM-24SNT	PM24 profile transparent on compact disc	4 m
	PM-24QSNT	PM24 profile punched transparent on compact disc	4 m

Accessories

	Cat. no.	Suitable marking label	Label height (mm)
	PM-10033AN	PF10021, PP-04200SN	4.2
	PM-20033AN	PF20018, ProMark PP-09000SN	9.0
	PM-20045AN	MTX-MK9-PL090CN, MK8-PL090CN, ProMark PP-09000SN	9.0
	PM-24033AN	PF20018 1 pce, PFC09518KA	12.0
	PM-20066AN	PF20018; 1, 2 or 3 modules, PFC09518KA, ProMark PP-09000SN, MK9-PL090CN, MK8-PL090CN	9.0
	PM-24066AN	MK9-PL012CN PF20018; 1, 2 or 3 modules, PFC09518KA	12.0
	PM-24094AN	MK9-PL090CN	12.0

PTPLUS

PTPLUS wire marker holder for PF labels

- Improved holder similar to PA profile with oval-shaped pocket for marker labels and tags
- The marker pocket's resilient design protects and fastens marker tag
- Fast and easy assembly of marker by applying pressure once on marker pocket
- The flexible bellows design of the holder allows rapid and adaptable mounting on wires and cables

Specifications

Design

PTPLUS is a closed marker holder of improved bellows design with a pocket to hold marker tags of types PF, PFC or PP. The new bellows design with grooves decreases the friction up to 50% when the sleeve is pushed on the wire. The holder is transparent and is mounted directly on the cable or wire before assembly. The marker tag can be affixed before or after assembly. The holder does not require much space. PTPLUS02 and PTPLUS10 fit wires to 5 mm terminal block widths.

Material

Cadmium- and silicon-free soft PVC according to Partex formula.

Colours

Transparent

Temperature range

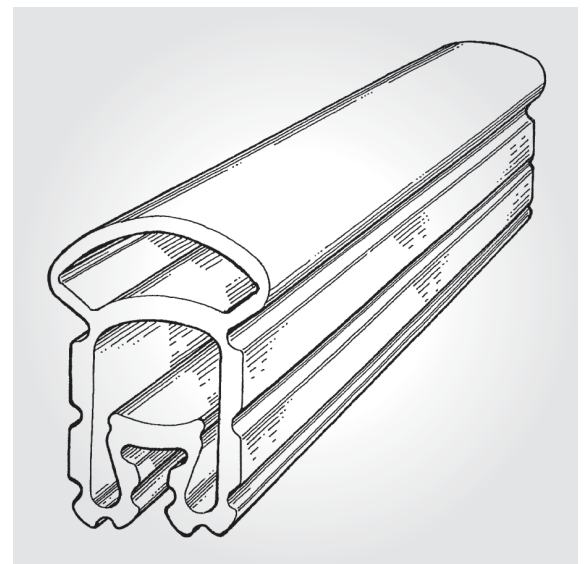
Shape permanence from -30 °C to 60 °C (-22 °F to 140 °F)

Note: Only the sleeve.

Resistance



The product is tested by the Swedish Test and Research institute according to the Partex Product Test Program and has the following test properties:

- Flammability resistance: UL94-VO
- Resistance to UV radiation: corresponds to 1 year outdoors in the south of Sweden
- Chemical resistance: meets Partex Product Test Program criteria (except for battery acid)
- Thermal and aging resistance: meets Partex Product Test Program standards



PTPLUS

Application



Dimensions in mm (nominal)

	Cat. no.	AWG	Length	Width	Height
	PTPLUS02	22-16	12/15/18/21/30	5	5
	PTPLUS10	16-11	12/15/18/21/30	5	7
	PTPLUS20	13-5	12/15/18/21/30	6	10
	PTPLUS30	5-	12/15/18/21/30	10	19
	PTPLUS40	0	15/21/30	-	-

Size and packaging

Cat. no.	Diameter mm	Intended for marker size (in.)	Area mm ²	AWG	Qty. pack	Suitable PF labels	Suitable PFC tags	Suitable PP profile
PTPLUS02012A	~1.3 – 3.0	0.051 – 0.118	~0.25 – 1.5	~ 22 – 16	200 pcs	-	PFC04212	PP-04600SN
PTPLUS10012A	~2.5 – 5.0	0.098 – 0.196	~1.5 – 4.0	~ 16 – 11	200 pcs	-	PFC04212	PP-04600SN
PTPLUS20012A	~4.0 – 10.0	0.157 – 0.393	~2.5 – 15.0	~ 13 – 5	100 pcs	-	PFC04212	PP-04600SN
PTPLUS30012A	~8.0 – 16.0	0.314 – 0.629	~16.0 – 70.0	~ 5 – 3/0	50 pcs	-	PFC04212	PP-04600SN
PTPLUS02015A	~1.3 – 3.0	0.051 – 0.118	~0.25 – 1.5	~ 22 – 16	200 pcs	PF-10015	PFC04215	PP-04600SN
PTPLUS10015A	~2.5 – 5.0	0.098 – 0.196	~1.5 – 4.0	~ 16 – 11	200 pcs	PF-10015	PFC04215	PP-04600SN
PTPLUS20015A	~4.0 – 10.0	0.157 – 0.393	~2.5 – 15.0	~ 13 – 5	100 pcs	PF-10015	PFC04215	PP-04600SN
PTPLUS30015A	~8.0 – 16.0	0.314 – 0.629	~16.0 – 70.0	~ 5 – 3/0	50 pcs	PF-10015	PFC04215	PP-04600SN
PTPLUS40015A	~16.0 – 22.0	-	~ 50.0 – 150.0	~ 0	50 pcs	PF-10015	PFC04215	PP-04600SN
PTPLUS02018A	~1.3 – 3.0	0.051 – 0.118	~0.25 – 1.5	~ 22 – 16	200 pcs	-	PFC04218	PP-04600SN
PTPLUS10018A	~2.5 – 5.0	0.098 – 0.196	~1.5 – 4.0	~ 16 – 11	200 pcs	-	PFC04218	PP-04600SN
PTPLUS20018A	~4.0 – 10.0	0.157 – 0.393	~2.5 – 15.0	~ 13 – 5	100 pcs	-	PFC04218	PP-04600SN
PTPLUS30018A	~8.0 – 16.0	0.314 – 0.629	~16.0 – 70.0	~ 5 – 3/0	50 pcs	-	PFC04218	PP-04600SN
PTPLUS02021A	~1.3 – 3.0	0.051 – 0.118	~0.25 – 1.5	~ 22 – 16	200 pcs	PF-10021	PFC04221	PP-04600SN
PTPLUS10021A	~2.5 – 5.0	0.098 – 0.196	~1.5 – 4.0	~ 16 – 11	200 pcs	PF-10021	PFC04221	PP-04600SN
PTPLUS20021A	~4.0 – 10.0	0.157 – 0.393	~2.5 – 15.0	~ 13 – 5	100 pcs	PF-10021	PFC04221	PP-04600SN
PTPLUS30021A	~8.0 – 16.0	0.314 – 0.629	~16.0 – 70.0	~ 5 – 3/0	50 pcs	PF-10021	PFC04221	PP-04600SN
PTPLUS40021A	~16.0 – 22.0	-	~ 50.0 – 150.0	~ 0	50 pcs	PF-10021	PFC04221	PP-04600SN
PTPLUS02030A	~1.3 – 3.0	0.051 – 0.118	~0.25 – 1.5	~ 22 – 16	200 pcs	-	PFC04230	PP-04600SN
PTPLUS10030A	~2.5 – 5.0	0.098 – 0.196	~1.5 – 4.0	~ 16 – 11	200 pcs	-	PFC04230	PP-04600SN
PTPLUS20030A	~4.0 – 10.0	0.157 – 0.393	~2.5 – 15.0	~ 13 – 5	100 pcs	-	PFC04230	PP-04600SN
PTPLUS30030A	~8.0 – 16.0	0.314 – 0.629	~16.0 – 70.0	~ 5 – 3/0	50 pcs	-	PFC04230	PP-04600SN
PTPLUS40030A	~16.0 – 22.0	0.629 – 0.866	~ 50.0 – 150.0	~ 0	50 pcs	-	PFC04230	PP-04600SN