









Nonmetallic sheathed cable fittings



	Cat. no.	Trade size (in.)	Clamping range (in.)		Suggested application NMD90 (loomex)
			Min.	Max.	
One-screw fittings (zinc alloy)					
 L-16  CI70  CI71 / CI73 Zinc die cast locknut	L-16	$\frac{3}{8}$	0.12	0.63	14/2, 10/2, 14/3, 10/3
	CI70	$\frac{3}{8}$	0.13	0.70	14/2, 12/2, 10/2, 14/3, 10/3
	CI71	$\frac{1}{2}$	0.33	0.95	10/2, 6/2, 12/3, 6/3
	CI72	$\frac{3}{4}$	0.60	1.15	4/2-3/2; 4/3-3/3
	CI73	1	0.93	1.47	2/2; 2/3
Two-screw fittings (zinc alloy)					
 CI804  CI806  CI808 / CI816 Zinc die cast locknut	CI804	$\frac{3}{8}$	0.18	0.64	14/2-10/2; 2# 14/2 and 2# 12/2
	CI806	$\frac{3}{4}$	0.41	0.82	8/2-6/3
	CI808	1	0.50	1.04	4/2-2/2; 8/3-4/3
	CI810	$1\frac{1}{4}$	0.56	1.06	4/2-2/2; 8/3-4/3
	CI812	$1\frac{1}{2}$	0.63	1.60	4/2-2/2; 8/3-2/3
	CI816	2	0.86	2.06	3/2-2/2; 6/3-2/3
	Two-screw fittings (steel)				
 CI2060 / CI2061 This product does not have a cast locknut	CI2060	$\frac{3}{8}$	0.11	0.60	14/2-10/2; 14/3-10/3
	CI2061	$\frac{3}{4}$	0.15	0.90	10/2-6/2; 10/3-6/3
One-screw fittings (zinc alloy)					
 CI2163 Zinc die cast locknut	CI2163	$\frac{3}{8}$	0.35	0.61	10/3








See specification guide section for dimensions (pages 39-40).

All NMD90 fittings are also suitable for NMWU90 of equivalent diameters, in dry locations. **NOTE:** $\frac{3}{8}$ in. trade size connectors require a $\frac{1}{2}$ in. knockout

Technical improvements are constantly taking place in the electrical industry. Cable manufacturers are changing their products from time to time. Accordingly, it is strongly suggested that you verify the cable size with the cable manufacturer prior to selecting a fitting.

Nonmetallic sheathed cable fittings



	Cat. no.	Trade size (in.)	Clamping range (in.)		Suggested application NMD90 (loomex)
			Min.	Max.	
One-screw fittings (aluminum)					
	CI2166	1/2	0.50	0.90	8/3–6/3
	CI2167	3/4	0.71	1.10	6/3–4/3
Duplex fittings (zinc alloy) One-screw					
	CI2175	3/8	0.15	0.65	14/2–10/2; 14/3–10/3
Nonmetallic fittings					
	CI3360	1/2	0.30	0.60	14/2–10/2; 14/3–10/3 2 cables: 14/2–12/2
		CI4004 [†]	1/2	0.21	0.42
W100LX-D [†]		1/2	0.21	0.42	2 cables: 2 x 14/2–2 x 12/2 1 x 14/2 + 1 x 12/2
	CI4006* [†]	3/4	0.22	0.65	12/2–10/2–8/2–6/2–14/3– 12/3–10/3–8/3–6/3
	W101LX* [†]	3/4	0.22	0.65	2 cables: 2 x 12/2–2 x 10/2 1 x 12/2 + 1 x 10/2
One-screw fittings (steel)					
	CI4040	1/2	0.19	0.57	14/2–10/2; 14/3–10/3 2 cables: 14/2
		1/2	0.13	0.37	14/2–10/2; 14/3–12/3

* For a complete catalogue number add, suffix JAR 40, JAR 80 or JAR200 according to the desired quantity (i.e.: W101LX-JAR40, W101LX-JAR80 or W101LX-JAR200).

[†] UL Listed

See specification guide section for dimensions (pages 39–40).








All NMD90 fittings are also suitable for NMWU90 of equivalent diameters, in dry locations. **NOTE:** 3/8 in. trade size connectors require a 1/2 in. knockout

Technical improvements are constantly taking place in the electrical industry. Cable manufacturers are changing their products from time to time. Accordingly, it is strongly suggested that you verify the cable size with the cable manufacturer prior to selecting a fitting.

Nonmetallic sheathed cable

Accessories








	Cat. no.	Dimensions (in.)		Hole size (in.)	Suggested application NMD90 (loomex)
		H	W		
Cable straps (aluminum)					
 CI10 / CI11	CI10	0.44	0.63	3/16	14/3-12/3
	 CI11-C	CI11	0.50	0.56	3/16
 CI0 / CI5	CI1-C	0.50	0.50	3/16	14/2-12/2; 14/3-12/3
	CI2	0.50	0.63	3/16	14/3-10/3
	CI3	0.57	0.68	3/16	14/3-10/3
	CI4	0.81	1.06	3/16	4/3
	CI5	1.06	1.25	7/32	3/3-2/3
	CI10	0.19	0.44	3/16	14/2
	CI11	0.31	0.56	3/16	12/2-10/2
Nailing straps (zinc-plated steel)					
 CI1544	CI1544	0.25	0.51	-	14/2-12/2
Nailing straps (polyethylene)					
 CI1544P	CI1544-P**	0.25	0.49	-	14/2-12/2
	CI1546-P**	0.25	0.75	-	14/2-8/2
Cable staples (galvanized steel)					
 CIS-1 / CIS-4	CIS-1	0.25	0.48	-	14/2-12/2
	CIS-2	0.44	0.54	-	2 cables 14/2; 2 cables 12/2; 14/2-14/3-12/2-12/3-10/2-10/3
	CIS-3*	0.49	0.70	-	10/2-8/2; 14/3-10/3
	CIS-4*	0.76	0.86	-	14/2-8/2, 14/3-8/3, 14/4-10/4
Double cable staples (galvanized steel)					
 CIS-1X2	CIS-1X2	0.25	0.48 x 2	-	14/2-12/2
	CIS-1X2-FP3	0.25	0.48 x 2	-	14/2-12/2
	CIS-1X2-FP5	0.25	0.48 x 2	-	14/2-12/2

*Also suitable for application AC90(BX). See page 10.

Also suitable for NMWU90 of equivalent diameters.

** cULus Listed



	Cat. no.	Suggested application
Protector plates (galvanized steel)		
 CI66	CI66	For wood stud
	CI66-FPP	For wood strapping
 CI66-FPP	CI66-PPH	For exterior wall, in front of wood stud
	CI66-SS	For metal stud
 CI66-SS	CI66-T	For wood stud (stainless steel)
	CI66-XL	For wood stud (stainless steel)
 CI66-T	CI66-XL-2	For wood stud (stainless steel)
	CI66-XL	For wood stud (stainless steel)
 CI66-XL-2		