

BE2 Series

200 A (main lugs) 600 V; multiple position – 100 A per position stud type

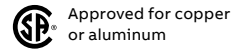


BE6-V

NOTE: Supply from an underground network often requires use of stud type connector. Consult your local utility.

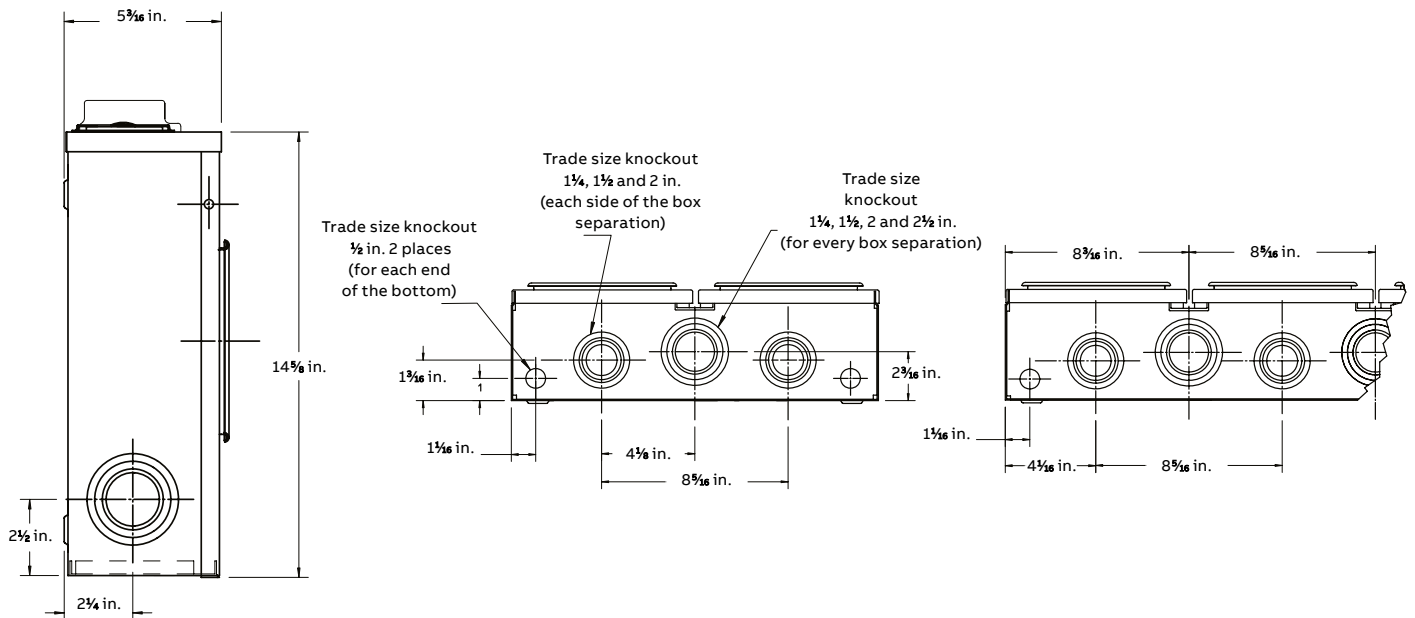
Product specifications

- Conductor range: line: 6 AWG–250 kcmil, load: 6–1/0 AWG
- Aluminum tunnel type connectors for both line and load sides
- Factory prebussed from main lugs to each position
- Combination overhead-underground supplied with hub opening closure plate for underground service
- Hubs to be ordered separately (refer to pages D57–D58)
- Supplied with screw type rings
- Weatherproof Type 3R enclosure
- Primarily used in: All provinces



Cat. no.	Meter position	Dimensions (in.)			Weight each	
		H	W	D	lb	kg
4 Jaw						
Left-hand entry	Right-hand entry					
BE2-V	BE2-VH	2 position	14 ⁵ / ₈	16 ¹ / ₂	5 ³ / ₁₆	18 8.1
BE3-V	BE3-VH	3 position	14 ⁵ / ₈	24 ¹³ / ₁₆	5 ³ / ₁₆	26 11.8
BE4-V	BE4-VH	4 position	14 ⁵ / ₈	33 ³ / ₈	5 ³ / ₁₆	34 15.4
BE5-V	BE5-VH	5 position	14 ⁵ / ₈	41 ⁷ / ₁₆	5 ³ / ₁₆	42 19.0
BE6-V	BE6-VH	6 position	14 ⁵ / ₈	49 ³ / ₄	5 ³ / ₁₆	50 22.7
Factory-installed accessories						
Include:	-5	5 th jaw, standard capacity, 9 o'clock position				

Diagrams



BEC Series

200 A (main lugs) 600V; multiple position – 100 A per position stud type

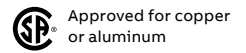


BEC2-V

Product specifications

- Conductor range: line: ½ in. studs supplied, load: 6–1/0 AWG
- Aluminum tunnel type connectors load side; stud ½ in. line side
- For underground service only
- Factory prebussed from main lugs to each position

- Supplied with screw type rings
- Weatherproof Type 3R enclosure
- Primarily used in: B.C., *Sask. (extended enclosure), Man., Ont., Que.



Cat. no.	Meter position	Dimensions (in.)			Weight each		
		H	W	D	lb	kg	
4 Jaw							
Left-hand entry		Right-hand entry					
BEC2-V	BEC2-VH	2 position	15 5/8	24 3/16	5	27	12.2
BEC2-VA*	BEC2-VAH	2 position comes with connector (tunnel type)	15 5/8	24 3/16	5	27	12.2
BEC2-VE*	BEC2-VEH	2 position extended enclosure	20 1/16	24 3/16	5	27	12.2
BEC3-V	BEC3-VH	3 position	15 5/8	33 5/8	5	35	15.9
BEC3-VA*	BEC3-VAH	3 position comes with connector (tunnel type)	15 5/8	33 5/8	5	35	15.9
BEC3-VE*	-	3 position extended enclosure	20 1/16	33 5/8	5	35	15.9
BEC4-V	BEC4-VH	4 position	15 5/8	41 1/16	5	43	19.5
BEC4-VA*	BEC4-VAH	4 position comes with connector (tunnel type)	15 5/8	41 1/16	5	43	19.5
BEC4-VE*	-	4 position extended enclosure	20 1/16	41 1/16	5	43	19.5
BEC5-V	BEC5-VH	5 position	15 5/8	49 3/8	5	51	23.1
BEC6-V	BEC6-VH	6 position	15 5/8	57 3/8	5	59	26.8
Factory installed accessories							
Include:	-5	5 th jaw, standard capacity, 9 o'clock position					

* Note: Models with suffix -VA and -VAH = tunnel type connectors on line side provided instead of studs (required by B.C. Hydro). Conductor range: line: 1–1/0 AWG, load: 6–1/0 AWG.

Cross reference

Underground meter required by BC Hydro standard

Not accepted by BC Hydro for underground application	Required by BC Hydro for underground applications
BE2-V	BEC2-VA
BE3-V	BEC3-VA
BE4-V	BEC4-VA
BEC2-VH	BEC2-VAH
BEC3-VH	BEC3-VAH
BEC4-VH	BEC4-VAH
BEC2-V	BEC2-VA
BEC3-V	BEC3-VA
BEC4-V	BEC4-VA
BEC2-VH	BEC2-VAH
BEC3-VH	BEC3-VAH
BEC4-VH	BEC4-VAH

Diagrams

