

---

PRODUCT INFORMATION

# IEEE 837-2014 compliant grounding connectors



---

## IEEE 837-2014 compliant grounding connectors

A complete line of connectors that meets the latest, most robust standard to date for substation grounding.

The IEEE 837-2014 standard provides direction and methods for qualifying permanent connections used for substation grounding.



The standard specifically addresses connections used:

- Within the grid system
- To join ground leads to the grid system
- To join ground leads to equipment and structures

Its intent is to assure the user that a connection meeting the requirements of the IEEE 837-2014 standard will perform satisfactorily over the lifetime of the installation.

IEEE 837-2014 compliant grounding connectors from ABB are safe, cost-efficient and time-saving compression connectors that were designed with the installer in mind. They can be used in your substation and distribution line grounding applications with the confidence that comes from knowing they meet the more demanding electromagnetic force testing requirements of the IEEE 837-2014 standard.



## EZGround® figure 6 and C-tap compression grounding connectors

Easy-to-install copper compression connectors for long-term grounding performance.

- Robust, high-conductivity copper construction
- An all-weather alternative to exothermic weld connections
- Easy to install with standard compression tools and dies
- IEEE 837-2014 compliant, cULus listed and rated for direct burial (DB)

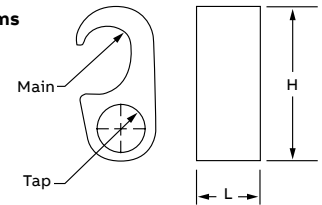


Figure 6 compression grounding connectors

DB cUL<sup>US</sup> Meets IEEE 837-2014 requirements

Cat. no.	Main	Tap - AWG or kcmil	Dimensions in. (mm)		Die for ABB tools**
			H	L	
54865CKN*	5/8 in. rod	3/0 str.-250	2.09 (53.1)	1.5 (38.1)	15506SS
54860N	5/8 in. rod	1/0 str.-2/0 str.	2.09 (53.1)	1.5 (38.1)	15506SS
54855N	5/8 in. rod	#4 sol.-#2 str.	2.09 (53.1)	1.5 (38.1)	15506SS
54875N	#6 sol.-#2 str. AWG	#6 sol.-#2 str.	1.41 (35.8)	1.5 (38.1)	15517SS

Diagrams



\* For 54865CKN, the ground rod must be pre-crimped with die 15526SS to comply with IEEE 837-2014.

\*\* These dies may be used with the 13100A, TBM14M, TBM14CR-LI, TBM15CR-LI and TBM15I compression tools. If used with TBM15CR-LI or TBM15I, please note that die adapter 15500-TB is also required.

†54865CKN is dual rated for cable-to-ground rod and cable-to-cable connections

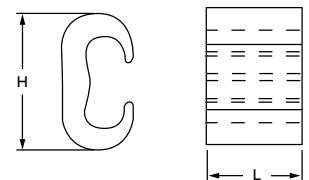


C-tap compression grounding connectors

DB cUL<sup>US</sup> Meets IEEE 837-2014 requirements

Cat. no.	Cable A AWG or kcmil	Cable B AWG or kcmil	Dimensions in. (mm)		Die for ABB tools*
			H	L	
CTP500500N**	300-500	300-500	2.92 (74.17)	2.5 (63.5)	15G121N
CTP50020N	300-500	#6 sol.-#2/0 str.	2.42 (61.6)	2.5 (63.5)	15603SS
CTP500250N	300-500	3/0 str.-250 kcmil	2.72 (69.1)	2.5 (63.5)	15603SS
CTP250250N†	3/0 str.-250	3/0 str.-250	2.06 (52.3)	1.5 (38.1)	15506SS
CTP25020N	3/0 str.-250	#1 str.-2/0 str.	1.99 (50.5)	1.5 (38.1)	15506SS
CTP2020N	#1 str.-2/0 str.	#1 str.-2/0 str.	1.55 (39.4)	1.5 (38.1)	15517SS
CTP202N	#1 str.-2/0 str.	#6 sol.-#2 str.	1.41 (35.8)	1.5 (38.1)	15517SS
CTP22N	#6 sol.-#2 str.	#6 sol.-#2 str.	1.06 (26.9)	1.5 (38.1)	15534SS

Diagrams



\* These dies may be used with the TBM15CR-LI or TBM15I compression tools. Please note that the die adapter 15500-TB is required for use with these tools.

\*\* Can be used with 5/8 in. (17.3 mm) copper-clad ground rod. The ground rod must be pre-crimped with die 15507SS to comply with IEEE 837-2014.

†Can be used with 5/8 in. (15.8 mm) copper-clad ground rod. The ground rod must be pre-crimped with die 15526SS to comply with IEEE 837-2014.

## Copper heavy-duty two-hole NEMA lugs

Heavy-wall lugs for grounding and other critical applications.



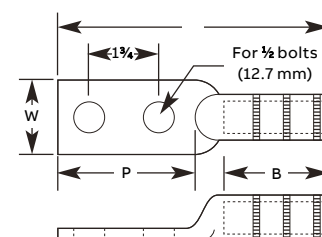
- Made from heavy-wall electrolytic-grade seamless copper tubing to handle the most severe heavy-loading applications
- Generous chamfers in the barrel enable easy cable insertion
- Install with standard compression tools and dies
- IEEE 837-2014 compliant

### Copper heavy-duty two-hole NEMA lugs

Meets IEEE 837-2014 requirements

Cat. no.	Wire size AWG or kcmil	Dimensions in. (mm)				Die for ABB tools*
		B	L	P	W	
HDL 2 N	#2	1.50 (38.1)	5.25 (133.4)	3.00 (76.2)	0.81 (20.6)	15508SS
HDL 1 N	#1	1.50 (38.1)	5.25 (133.4)	3.00 (76.2)	0.81 (20.6)	15526SS
HDL 1/0 N	1/0	1.50 (38.1)	5.25 (133.4)	3.00 (76.2)	0.81 (20.6)	15530SS
HDL 2/0 N	2/0	1.75 (44.5)	5.50 (139.7)	3.00 (76.2)	0.94 (23.8)	15507SS
HDL 3/0 N	3/0	1.69 (42.9)	5.19 (131.8)	3.00 (76.2)	1.00 (25.4)	15532SS
HDL 4/0 N	4/0	1.75 (44.5)	5.63 (143.0)	3.00 (76.2)	1.13 (28.6)	15514SS
HDL 250 N	250	1.75 (44.5)	5.63 (143.0)	3.00 (76.2)	1.25 (31.8)	15517SS
HDL 300 N	300	2.25 (57.2)	5.81 (147.6)	3.00 (76.2)	1.38 (34.9)	15506SS
HDL 350 N	350	2.31 (58.7)	6.56 (166.6)	3.00 (76.2)	1.56 (39.7)	15503SS
HDL 500 N	500	2.63 (66.8)	6.38 (162.1)	3.00 (76.2)	1.75 (44.5)	15609SS

### Diagrams



Note: For tin plating, add suffix -TN after the catalogue number. For oxide-inhibiting compound, contact your ABB representative.

\*These dies may be used with the TBM15CR-LI or TBM15I compression tools. Please note that the die adapter 15500-TB is required for use with these tools.

**ABB Installation Products Ltd.**  
 Electrification Products division  
 700 Thomas Avenue  
 Saint-Jean-sur-Richelieu, Quebec J2X 2M9  
 Tel.: +1 (450) 347 5318  
 Toll Free: +1 (800) 362 2952  
 Fax: +1 (450) 347 1976

We reserve the right to make technical changes or modify the contents of this document without prior notice. With regard to purchase orders, the agreed particulars shall prevail. ABB AG does not accept any responsibility whatsoever for potential errors or possible lack of information in this document.

We reserve all rights in this document and in the subject matter and illustrations contained therein. Any reproduction, disclosure to third parties or utilization of its contents – in whole or in parts – is forbidden without prior written consent of ABB AG. Copyright © 2018 ABB. All rights reserved.