

T&B Conduit Fittings

Service Entrance Cable Fittings



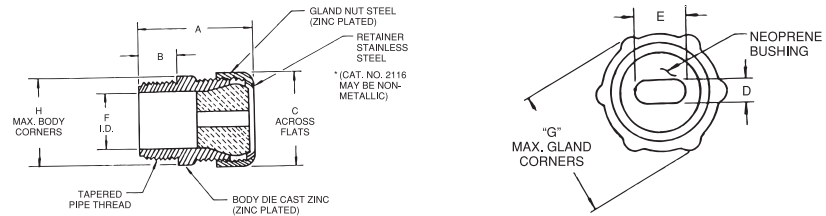
Oil and water resistant neoprene bushing is especially designed for sealing around underground feeder cable. Stainless steel retaining ring provides a bearing surface for the glandnut and eliminates cable twist. Ribbed glandnut is strong and easily tightened with a wrench to make a connection of high strength.

Underground Liquidtight Feeder Cable Fittings



Cat. No.	Hub Size	Cable Opening	Dimensions (in.)									
			A	B	C	D		E		F	G	H
						min.	max.	min.	max.			
2116*	1/2"	.235 x .500	1-11/16	5/8	1	.060	.235	.350	.500	9/16	1-1/8	1-1/8
2237	3/4"	.230 x .430	1-9/16	9/16	1-7/32	.080	.230	.320	.430	13/16	1-3/8	1-3/8
2238	3/4"	.235 x .465	1-9/16	9/16	1-7/32	.050	.235	.340	.465	13/16	1-3/8	1-3/8
2239	3/4"	.240 x .685	1-9/16	9/16	1-7/32	.060	.240	.500	.685	13/16	1-3/8	1-3/8

* Not CSA Certified.

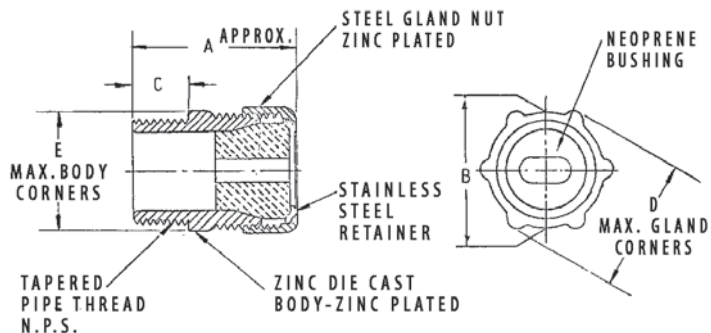


A design with two tapers inside the body—a slow one and a fast one—permits the stocking of fewer fittings for varied cable sizes and allows maximum take-up. The tapered neoprene bushings are resistant to oil, sunlight, and water. Hex gland and body take the same wrench opening and a stainless steel slip ring prevents cable from twisting as gland ring is being tightened. Threads on the body are tapered for watersealing.

Watertight Fittings for Oval Cables



Cat. No.	Hub Size	Dimensions (in.)					Oval Cable Range	
		A	B	C	D	E	max.	min.
2111	1/2"	1-3/4	1-1/4	5/8	1-3/8	1-3/8	.420 x .560	.380 x .520
2232	3/4"						.385 x .600	.260 x .500
2233	3/4"	1-11/16	1-1/4	9/16	1-3/8	1-3/8	.500 x .750	.375 x .625
2234	3/4"						.555 x .800	.490 x .675
2432	1"						.385 x .600	.260 x .500
2433	1"	1-11/16	1-1/4	9/16	1-3/8	1-3/4	.500 x .750	.375 x .625
2434	1"						.555 x .800	.430 x .675
2438	1"	1-3/4	1-1/2	25/32	1-11/16	1-3/4	.565 x .855	.440 x .730
2439	1"						.635 x .975	.510 x .850
2442	1-1/4"						.635 x .975	.510 x .850
2443	1-1/4"	2-1/16	1-15/16	5/8	2-1/16	2-1/8	.640 x 1.050	.490 x .900
2446	1-1/4"						.750 x 1.150	.565 x .965
2454	1-1/2"	2-1/4	2-1/8	11/16	2-5/16	2-5/16	.840 x 1.275	.655 x 1.090
2447	1-1/2"						.880 x 1.425	.695 x 1.240
2448	2"						.968 x 1.500	.790 x 1.390
2449	2"	2-3/8	2-5/8	11/16	2-3/4	2-13/32	1.062 x 1.765	.850 x 1.550
2450	2"						1.820 x 1.190	1.700 x 1.050

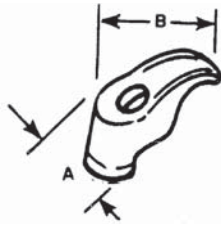


T&B Conduit Fittings

Service Entrance Cable Fittings



Cable Straps



Each strap takes a wide range of sizes because of the rocking action of the foot. Hole is for 1/4" screw. Malleable iron, hot dipped galvanized construction.

Cat. No.	Wire Size	Dimensions (in.)	
		A	B
1341	2-#10	5/8	1-1/8
1344	3-#6 or 3-#8	5/8	1-15/16
1345*	3-#4 or 3-#2	13/16	1-59/64
1346	3-1/0	3/4	2-7/16
1347	3-4/0	3/4	2-25/32

* Steel, hot dipped galvanized.



- Tapered threaded hub.
- Liquidtight and dust-tight; hand tightens—no tools required.
- Corrosive and weather resistant nylon for outdoor and indoor applications.

Nylon UF Cable Fittings for Corrosive Environments



Cat. No.	Hub Size	UF Cable Range		Dimensions (in.)		
		max.	min.	A max.	B ± .060	C ± .060
2827	1/2"	.550 x .280	.400 x .190	2.60	1.270	.600
2828	3/4"	.675 x .280	.525 x .190	3.00	1.570	.620
2829	3/4"	.775 x .280	.625 x .190	3.00	1.570	.620

