

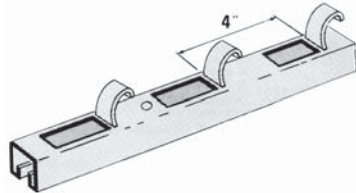
**Channels and Concrete Inserts**

**SECTION 1**

**Concrete Inserts**

**Concrete Channel Inserts**

\*Finishes  
HDGC  
GoldGalv®  
PGC



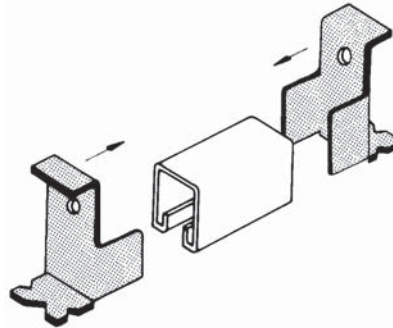
Insert with end caps and foam closure strip installed.

Cat. No.	Length	Gauge	Wt.
A302-10*	10 ft	12	2.19 lb/ft
A302-20*	20 ft	12	2.19 lb/ft
B302-10*	10 ft	12	1.36 lb/ft
B302-20*	20 ft	12	1.36 lb/ft
C302-10*	10 ft	12	1.81 lb/ft

Design Load 2000 lb per foot in hard rock concrete with a safety factor of 3.  
Standard lengths 10 ft and 20 ft.  
Length tolerance: 3/16 in.

**Anchor Caps**

\*Finishes  
EGC  
GoldGalv®




12 gauge, Wt./C: 30 lb/C

A450\* For A Series  
C450\* For C Series

From pieces of A, B, C channel and a pair of anchor caps, short concrete inserts can be fabricated in the field.

**460-10TB**  
**Removable Plastic Closure Strip**



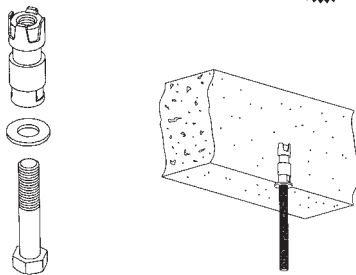
Designed as an added precaution to keep insert free of concrete. Closure strip fits all 1-5/8" wide strip inserts, regardless of depth.

Order per 10 foot, standard length is 10 ft  
Material - Black Plastic

Wt./C 52 lb

**SI400**  
**Spot Insert Kit**

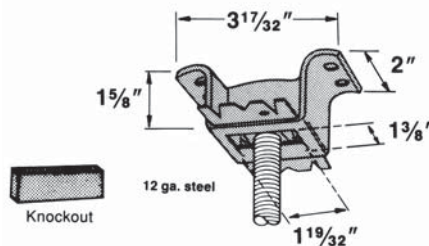
**STD**  
**PACK:**  
**10**



Cat. No.	Length ft.	O.D. Insert	Wt./C lb
SI400-3/8	3/8x13x2-3/4	2x5/8	10
SI400-1/2	1/2x13x1-1/4	2-1/2x7/8	35

Other sizes available  
Maximum recommended load:  
SI400-3/8 = 450 lb/204 kg  
SI400-1/2 = 1000 lb/454 kg

**452TB**  
**Spot Insert**



Standard Finish – GoldGalv®

An insert with a knockout saves covering the opening. Accommodates hanger rod sizes from 1/4" through 7/8" by means of an AB102 insert nut, to be ordered separately.

Design load: 1350 lb in 3000 lb. hard rock concrete with a safety factor of 3.

Complies with Specification MSS SP69, Type 18.

Wt./C 52 lb