


Description	Ty-Duct Part No.	**PANDUCT Part No.	Description	Ty-Duct Part No.	**PANDUCT Part No.	Description	Ty-Duct Part No.	**PANDUCT Part No.
<b>Grey</b>			<b>Grey</b>			<b>Grey</b>		
1.5 x 1.5 Solid Wall Grey Duct	TY15X15SPG6	FS1.5X1.5LG6	2.5 x 3 Wide Slot Grey Duct	TY25X3WPG6	G2.5X3LG6	3 x 4 Narrow Slot Grey Duct	TY3X4NPG6	F3X4LG6
1.5 x 1 Solid Wall Grey Duct	TY15X1SPG6	FS1.5X1LG6	2.5 x 4 Wide Slot Grey Duct	TY25X4WPG6	—	3 x 5 Narrow Slot Grey Duct	TY3X5NPG6	F3X5LG6
1.5 x 2 Solid Wall Grey Duct	TY15X2SPG6	FS1.5X2LG6	2 x 1.5 Wide Slot Grey Duct	TY2X15WPG6	G2X1.5LG6	4 x 2 Narrow Slot Grey Duct	TY4X2NPG6	F4X2LG6
1.5 x 3 Solid Wall Grey Duct	TY15X3SPG6	FS1.5X3LG6	2 x 1 Wide Slot Grey Duct	TY2X1WPG6	G2X1LG6	4 x 3 Narrow Slot Grey Duct	TY4X3NPG6	F4X3LG6
1.5 x 4 Solid Wall Grey Duct	TY15X4SPG6	FS1.5X4LG6	2 x 2 Wide Slot Grey Duct	TY2X2WPG6	G2X2LG6	4 x 4 Narrow Slot Grey Duct	TY4X4NPG6	F4X4LG6
1 x 1.5 Solid Wall Grey Duct	TY1X15SPG6	FS1X1.5LG6	2 x 3 Wide Slot Grey Duct	TY2X3WPG6	G2X3LG6	4 x 5 Narrow Slot Grey Duct	TY4X5NPG6	F4X5LG6
1 x 1 Solid Wall Grey Duct	TY1X1SPG6	FS1X1LG6	2 x 4 Wide Slot Grey Duct	TY2X4WPG6	G2X4LG6	.75 x 1.5 Narrow Slot Grey Duct	TY75X15NPG6	F.75X1.5LG6
1 x 2 Solid Wall Grey Duct	TY1X2SPG6	FS1X2LG6NM	2 x 5 Wide Slot Grey Duct	TY2X5WPG6	G2X5LG6	1.5 x 1.5 Round Hole Grey Duct	TY15X15RPG6	—
1 x 3 Solid Wall Grey Duct	TY1X3SPG6	FS1X3LG6	3 x 1 Wide Slot Grey Duct	TY3X1WPG6	G3X1LG6	1.5 x 2 Round Hole Grey Duct	TY15X2RPG6	D1.5X2LG6
1 x 4 Solid Wall Grey Duct	TY1X4SPG6	FS1X4LG6	3 x 2 Wide Slot Grey Duct	TY3X2WPG6	G3X2LG7	1.5 x 3 Round Hole Grey Duct	TY15X3RPG6	D1.5X3LG6
2.5 x 2 Solid Wall Grey Duct	TY25X2SPG6	FS2.5X2LG6	3 x 3 Wide Slot Grey Duct	TY3X3WPG6	G3X3LG8	1.5 x 4 Round Hole Grey Duct	TY15X4RPG6	D1.5X4LG6
2.5 x 3 Solid Wall Grey Duct	TY25X3SPG6	FS2.5X3LG6	3 x 4 Wide Slot Grey Duct	TY3X4WPG6	G3X4LG9	1 x 1.5 Round Hole Grey Duct	TY1X15RPG6	—
2.5 x 4 Solid Wall Grey Duct	TY25X4SPG6	FS2.5X4LG6	3 x 5 Wide Slot Grey Duct	TY3X5WPG6	G3X5LG10	1 x 2 Round Hole Grey Duct	TY1X2RPG6	D1X2LG6
2 x 1.5 Solid Wall Grey Duct	TY2X15SPG6	FS2X1.5LG6	4 x 1.5 Wide Slot Grey Duct	TY4X15WPG6	G4X1.5LG10	1 x 3 Round Hole Grey Duct	TY1X3RPG6	D1X3LG6
2 x 1 Solid Wall Grey Duct	TY2X1SPG6	FS2X1LG6	4 x 2 Wide Slot Grey Duct	TY4X2WPG6	G4X2LG11	1 x 4 Round Hole Grey Duct	TY1X4RPG6	D1X4LG6
2 x 2 Solid Wall Grey Duct	TY2X2SPG6	FS2X2LG6	4 x 3 Wide Slot Grey Duct	TY4X3WPG6	G4X3LG12	2 x 1.5 Round Hole Grey Duct	TY2X15RPG6	—
2 x 3 Solid Wall Grey Duct	TY2X3SPG6	FS2X3LG6	4 x 4 Wide Slot Grey Duct	TY4X4WPG6	G4X4LG13	2 x 2 Round Hole Grey Duct	TY2X2RPG6	D2X2LG6
2 x 4 Solid Wall Grey Duct	TY2X4SPG6	FS2X4LG6NM	4 x 5 Wide Slot Grey Duct	TY4X5WPG6	G4X5LG14	2 x 3 Round Hole Grey Duct	TY2X3RPG6	D2X3LG6
2 x 5 Solid Wall Grey Duct	TY2X5SPG6	FS2X5LG6	6 x 4 Wide Slot Grey Duct	TY6X4WPG6	G6X4LG14	2 x 4 Round Hole Grey Duct	TY2X4RPG6	D2X4LG6
3 x 1 Solid Wall Grey Duct	TY3X1SPG6	FS3X1LG6	.75 x 1.5 Wide Slot Grey Duct	TY75X15WPG6	G.75X1.5LG14	3 x 2 Round Hole Grey Duct	TY3X2RPG6	D3X2LG6
3 x 2 Solid Wall Grey Duct	TY3X2SPG6	FS3X2LG6	.75 x 1 Wide Slot Grey Duct	TY75X1WPG6	G.75X1LG14	3 x 3 Round Hole Grey Duct	TY3X3RPG6	D3X3LG6
3 x 3 Solid Wall Grey Duct	TY3X3SPG6	FS3X3LG6	.75 x 2 Wide Slot Grey Duct	TY75X2WPG6	G.75X2LG14	3 x 4 Round Hole Grey Duct	TY3X4RPG6	D3X4LG6
3 x 4 Solid Wall Grey Duct	TY3X4SPG6	FS3X4LG6NM	1.5 x 1.5 Narrow Slot Grey Duct	TY15X15NPG6	F1.5X1.5LG6	4 x 1.5 Round Hole Grey Duct	TY4X15RPG6	—
3 x 5 Solid Wall Grey Duct	TY3X5SPG6	FS3X5LG6NM	1.5 x 1 Narrow Slot Grey Duct	TY15X1NPG6	F1.5X1LG6	4 x 2 Round Hole Grey Duct	TY4X2RPG6	D4X2LG6
4 x 1.5 Solid Wall Grey Duct	TY4X15SPG6	—	1.5 x 2 Narrow Slot Grey Duct	TY15X2NPG6	F1.5X2LG6	4 x 3 Round Hole Grey Duct	TY4X3RPG6	D4X3LG6
4 x 2 Solid Wall Grey Duct	TY4X2SPG6	FS4X2LG6	1.5 x 3 Narrow Slot Grey Duct	TY15X3NPG6	F1.5X3LG6	4 x 4 Round Hole Grey Duct	TY4X4RPG6	D4X4LG6
4 x 3 Solid Wall Grey Duct	TY4X3SPG6	FS4X3LG6	1.5 x 4 Narrow Slot Grey Duct	TY15X4NPG6	F1.5X4LG6	1" High Grey Wall Divider	TY1DG6	D1H6
4 x 4 Solid Wall Grey Duct	TY4X4SPG6	FS4X4LG6	1 x 1.5 Narrow Slot Grey Duct	TY1X15NPG6	F1X1.5LG6	1.5" High Grey Wall Divider	TY1.5DG6	D2H6
4 x 5 Solid Wall Grey Duct	TY4X5SPG6	FS4X5LG6	1 x 1 Narrow Slot Grey Duct	TY1X1NPG6	F1X1LG6	2" High Grey Wall Divider	TY2DG6	D3H6
6 x 4 Solid Wall Grey Duct	TY6X4SPG6	FS6X4LG6	1 x 2 Narrow Slot Grey Duct	TY1X2NPG6	F1X2LG6	3" High Grey Wall Divider	TY3DG6	D3H6
.75 x 1.5 Solid Wall Grey Duct	TY75X15SPG6	—	1 x 3 Narrow Slot Grey Duct	TY1X3NPG6	F1X3LG6	4" High Grey Wall Divider	TY4DG6	D4H6
.75 x 1 Solid Wall Grey Duct	TY75X1SPG6	—	1 x 4 Narrow Slot Grey Duct	TY1X4NPG6	F1X4LG6	5" High Grey Wall Divider	TY5DG6	D5H6
.75 x 2 Solid Wall Grey Duct	TY75X2SPG6	—	2.5 x 2 Narrow Slot Grey Duct	TY25X2NPG6	—	Grey Corner Strip	TYCSG6	CS1LG6
1.5 x 1.5 Wide Slot Grey Duct	TY15X15WPG6	G1.5X1.5LG6	2.5 x 3 Narrow Slot Grey Duct	TY25X3NPG6	—	Grey Joining Strip	TYJCG6	DJS1LG6
1.5 x 1 Wide Slot Grey Duct	TY15X1WPG6	G1.5X1LG6	2.5 x 4 Narrow Slot Grey Duct	TY25X4NPG6	—	1.5 Grey Duct Cover	TY15CPG6	C1.5LG6
1.5 x 2 Wide Slot Grey Duct	TY15X2WPG6	G1.5X2LG6	2 x 1.5 Narrow Slot Grey Duct	TY2X15NPG6	F2X1.5LG6	1 Grey Duct Cover	TY1CPG6	C1LG6
1.5 x 3 Wide Slot Grey Duct	TY15X3WPG6	G1.5X3LG6	2 x 1 Narrow Slot Grey Duct	TY2X1NPG6	F2X1LG6	2.5 Grey Duct Cover	TY25CPG6	C2.5LG6
1.5 x 4 Wide Slot Grey Duct	TY15X4WPG6	G1.5X4LG6	2 x 2 Narrow Slot Grey Duct	TY2X2NPG6	F2X2LG6	2 Grey Duct Cover	TY2CPG6	C2LG6
1 x 1.5 Wide Slot Grey Duct	TY1X15WPG6	G1X1.5LG6	2 x 3 Narrow Slot Grey Duct	TY2X3NPG6	F2X3LG6	3 Grey Duct Cover	TY3CPG6	C3LG6
1 x 1 Wide Slot Grey Duct	TY1X1WPG6	G1X1LG6	2 x 4 Narrow Slot Grey Duct	TY2X4NPG6	F2X4LG6	4 Grey Duct Cover	TY4CPG6	C4LG6
1 x 2 Wide Slot Grey Duct	TY1X2WPG6	G1X2LG6	2 x 5 Narrow Slot Grey Duct	TY2X5NPG6	F2X5LG6	6 Grey Duct Cover	TY6CPG6	C6LG6
1 x 3 Wide Slot Grey Duct	TY1X3WPG6	G1X3LG6	3 x 1 Narrow Slot Grey Duct	TY3X1NPG6	F3X1LG6	.75 Grey Duct Cover	TY75CPG6	C.75LG6
1 x 4 Wide Slot Grey Duct	TY1X4WPG6	G1X4LG6	3 x 2 Narrow Slot Grey Duct	TY3X2NPG6	F3X2LG6			
2.5 x 2 Wide Slot Grey Duct	TY25X2WPG6	—	3 x 3 Narrow Slot Grey Duct	TY3X3NPG6	F3X3LG6			


\*\*Panduct® is a trademark of Panduit Corp.



Description	Ty-Duct Part No.	**PANDUCT Part No.	Description	Ty-Duct Part No.	**PANDUCT Part No.	Description	Ty-Duct Part No.	**PANDUCT Part No.
<b>Black</b>			<b>Black</b>			<b>Black</b>		
1.5 x 1.5 Solid Wall Black Duct	<b>TY15X15SPB6</b>	FS1.5X1.5BL6	2.5 x 3 Wide Slot Black Duct	<b>TY25X3WPB6</b>	G2.5X3BL6	3 x 4 Narrow Slot Black Duct	<b>TY3X4NPB6</b>	F3X4BL6
1.5 x 1 Solid Wall Black Duct	<b>TY15X1SPB6</b>	FS1.5X1BL6	2.5 x 4 Wide Slot Black Duct	<b>TY25X4WPB6</b>	—	3 x 5 Narrow Slot Black Duct	<b>TY3X5NPB6</b>	F3X5BL6
1.5 x 2 Solid Wall Black Duct	<b>TY15X2SPB6</b>	FS1.5X2BL6	2 x 1.5 Wide Slot Black Duct	<b>TY2X15WPB6</b>	G2X1.5BL6	4 x 2 Narrow Slot Black Duct	<b>TY4X2NPB6</b>	F4X2BL6
1.5 x 3 Solid Wall Black Duct	<b>TY15X3SPB6</b>	FS1.5X3BL6	2 x 1 Wide Slot Black Duct	<b>TY2X1WPB6</b>	G2X1BL6	4 x 3 Narrow Slot Black Duct	<b>TY4X3NPB6</b>	F4X3BL6
1.5 x 4 Solid Wall Black Duct	<b>TY15X4SPB6</b>	FS1.5X4BL6	2 x 2 Wide Slot Black Duct	<b>TY2X2WPB6</b>	G2X2BL6	4 x 4 Narrow Slot Black Duct	<b>TY4X4NPB6</b>	F4X4BL6
1 x 1.5 Solid Wall Black Duct	<b>TY1X15SPB6</b>	FS1X1.5BL6	2 x 3 Wide Slot Black Duct	<b>TY2X3WPB6</b>	G2X3BL6	4 x 5 Narrow Slot Black Duct	<b>TY4X5NPB6</b>	F4X5BL6
1 x 1 Solid Wall Black Duct	<b>TY1X1SPB6</b>	FS1X1BL6	2 x 4 Wide Slot Black Duct	<b>TY2X4WPB6</b>	G2X4BL6	.75 x 1.5 Narrow Slot Black Duct	<b>TY75X15NPB6</b>	F.75X1.5BL6
1 x 2 Solid Wall Black Duct	<b>TY1X2SPB6</b>	FS1X2BL6NM	2 x 5 Wide Slot Black Duct	<b>TY2X5WPB6</b>	G2X5BL6	1.5 x 1.5 Round Hole Black Duct	<b>TY15X15RPB6</b>	—
1 x 3 Solid Wall Black Duct	<b>TY1X3SPB6</b>	FS1X3BL6	3 x 1 Wide Slot Black Duct	<b>TY3X1WPB6</b>	G3X1BL6	1.5 x 2 Round Hole Black Duct	<b>TY15X2RPB6</b>	D1.5X2BL6
1 x 4 Solid Wall Black Duct	<b>TY1X4SPB6</b>	FS1X4BL6	3 x 2 Wide Slot Black Duct	<b>TY3X2WPB6</b>	G3X2BL7	1.5 x 3 Round Hole Black Duct	<b>TY15X3RPB6</b>	D1.5X3BL6
2.5 x 2 Solid Wall Black Duct	<b>TY25X2SPB6</b>	FS2.5X2BL6	3 x 3 Wide Slot Black Duct	<b>TY3X3WPB6</b>	G3X3BL8	1.5 x 4 Round Hole Black Duct	<b>TY15X4RPB6</b>	D1.5X4BL6
2.5 x 3 Solid Wall Black Duct	<b>TY25X3SPB6</b>	FS2.5X3BL6	3 x 4 Wide Slot Black Duct	<b>TY3X4WPB6</b>	G3X4BL9	1 x 1.5 Round Hole Black Duct	<b>TY1X15RPB6</b>	—
2.5 x 4 Solid Wall Black Duct	<b>TY25X4SPB6</b>	FS2.5X4BL6	3 x 5 Wide Slot Black Duct	<b>TY3X5WPB6</b>	G3X5BL10	1 x 2 Round Hole Black Duct	<b>TY1X2RPB6</b>	D1X2BL6
2 x 1.5 Solid Wall Black Duct	<b>TY2X15SPB6</b>	FS2X1.5BL6	4 x 1.5 Wide Slot Black Duct	<b>TY4X15WPB6</b>	G4X1.5BL10	1 x 3 Round Hole Black Duct	<b>TY1X3RPB6</b>	D1X3BL6
2 x 1 Solid Wall Black Duct	<b>TY2X1SPB6</b>	FS2X1BL6	4 x 2 Wide Slot Black Duct	<b>TY4X2WPB6</b>	G4X2BL11	1 x 4 Round Hole Black Duct	<b>TY1X4RPB6</b>	D1X4BL6
2 x 2 Solid Wall Black Duct	<b>TY2X2SPB6</b>	FS2X2BL6	4 x 3 Wide Slot Black Duct	<b>TY4X3WPB6</b>	G4X3BL12	2 x 1.5 Round Hole Black Duct	<b>TY2X15RPB6</b>	—
2 x 3 Solid Wall Black Duct	<b>TY2X3SPB6</b>	FS2X3BL6	4 x 4 Wide Slot Black Duct	<b>TY4X4WPB6</b>	G4X4BL13	2 x 2 Round Hole Black Duct	<b>TY2X2RPB6</b>	D2X2BL6
2 x 4 Solid Wall Black Duct	<b>TY2X4SPB6</b>	FS2X4BL6NM	4 x 5 Wide Slot Black Duct	<b>TY4X5WPB6</b>	G4X5BL14	2 x 3 Round Hole Black Duct	<b>TY2X3RPB6</b>	D2X3BL6
2 x 5 Solid Wall Black Duct	<b>TY2X5SPB6</b>	FS2X5BL6	6 x 4 Wide Slot Black Duct	<b>TY6X4WPB6</b>	G6X4BL14	2 x 4 Round Hole Black Duct	<b>TY2X4RPB6</b>	D2X4BL6
3 x 1 Solid Wall Black Duct	<b>TY3X1SPB6</b>	FS3X1BL6	.75 x 1.5 Wide Slot Black Duct	<b>TY75X15WPB6</b>	G.75X1.5BL14	3 x 2 Round Hole Black Duct	<b>TY3X2RPB6</b>	D3X2BL6
3 x 2 Solid Wall Black Duct	<b>TY3X2SPB6</b>	FS3X2BL6	.75 x 1 Wide Slot Black Duct	<b>TY75X1WPB6</b>	G.75X1BL14	3 x 3 Round Hole Black Duct	<b>TY3X3RPB6</b>	D3X3BL6
3 x 3 Solid Wall Black Duct	<b>TY3X3SPB6</b>	FS3X3BL6	.75 x 2 Wide Slot Black Duct	<b>TY75X2WPB6</b>	G.75X2BL14	3 x 4 Round Hole Black Duct	<b>TY3X4RPB6</b>	D3X4BL6
3 x 4 Solid Wall Black Duct	<b>TY3X4SPB6</b>	FS3X4BL6NM	1.5 x 1.5 Narrow Slot Black Duct	<b>TY15X15NPB6</b>	F1.5X1.5BL6	4 x 1.5 Round Hole Black Duct	<b>TY4X15RPB6</b>	—
3 x 5 Solid Wall Black Duct	<b>TY3X5SPB6</b>	FS3X5BL6NM	1.5 x 1 Narrow Slot Black Duct	<b>TY15X1NPB6</b>	F1.5X1BL6	4 x 2 Round Hole Black Duct	<b>TY4X2RPB6</b>	D4X2BL6
4 x 1.5 Solid Wall Black Duct	<b>TY4X15SPB6</b>	—	1.5 x 2 Narrow Slot Black Duct	<b>TY15X2NPB6</b>	F1.5X2BL6	4 x 3 Round Hole Black Duct	<b>TY4X3RPB6</b>	D4X3BL6
4 x 2 Solid Wall Black Duct	<b>TY4X2SPB6</b>	FS4X2BL6	1.5 x 3 Narrow Slot Black Duct	<b>TY15X3NPB6</b>	F1.5X3BL6	4 x 4 Round Hole Black Duct	<b>TY4X4RPB6</b>	D4X4BL6
4 x 3 Solid Wall Black Duct	<b>TY4X3SPB6</b>	FS4X3BL6	1.5 x 4 Narrow Slot Black Duct	<b>TY15X4NPB6</b>	F1.5X4BL6	1" High Black Wall Divider	<b>TY1DB6</b>	D1H6*
4 x 4 Solid Wall Black Duct	<b>TY4X4SPB6</b>	FS4X4BL6	1 x 1.5 Narrow Slot Black Duct	<b>TY1X15NPB6</b>	F1X1.5BL6	1.5" High Black Wall Divider	<b>TY1.5DB6</b>	D2H6*
4 x 5 Solid Wall Black Duct	<b>TY4X5SPB6</b>	FS4X5BL6	1 x 1 Narrow Slot Black Duct	<b>TY1X1NPB6</b>	F1X1BL6	2" High Black Wall Divider	<b>TY2DB6</b>	D3H6*
6 x 4 Solid Wall Black Duct	<b>TY6X4SPB6</b>	FS6X4BL6	1 x 2 Narrow Slot Black Duct	<b>TY1X2NPB6</b>	F1X2BL6	3" High Black Wall Divider	<b>TY3DB6</b>	D3H6*
.75 x 1.5 Solid Wall Black Duct	<b>TY75X15SPB6</b>	—	1 x 3 Narrow Slot Black Duct	<b>TY1X3NPB6</b>	F1X3BL6	4" High Black Wall Divider	<b>TY4DB6</b>	D4H6*
.75 x 1 Solid Wall Black Duct	<b>TY75X1SPB6</b>	—	1 x 4 Narrow Slot Black Duct	<b>TY1X4NPB6</b>	F1X4BL6	5" High Black Wall Divider	<b>TY5DB6</b>	D5H6*
.75 x 2 Solid Wall Black Duct	<b>TY75X2SPB6</b>	—	2.5 x 2 Narrow Slot Black Duct	<b>TY25X2NPB6</b>	—	Black Corner Strip	<b>TYCSB6</b>	CS1BL6
1.5 x 1.5 Wide Slot Black Duct	<b>TY15X15WPB6</b>	G1.5X1.5BL6	2.5 x 3 Narrow Slot Black Duct	<b>TY25X3NPB6</b>	—	Black Joining Strip	<b>TYJCB6</b>	DJS1LG6
1.5 x 1 Wide Slot Black Duct	<b>TY15X1WPB6</b>	G1.5X1BL6	2.5 x 4 Narrow Slot Black Duct	<b>TY25X4NPB6</b>	—	1.5 Black Duct Cover	<b>TY15CPB6</b>	C1.5BL6
1.5 x 2 Wide Slot Black Duct	<b>TY15X2WPB6</b>	G1.5X2BL6	2 x 1.5 Narrow Slot Black Duct	<b>TY2X15NPB6</b>	F2X1.5BL6	1 Black Duct Cover	<b>TY1CPB6</b>	C1BL6
1.5 x 3 Wide Slot Black Duct	<b>TY15X3WPB6</b>	G1.5X3BL6	2 x 1 Narrow Slot Black Duct	<b>TY2X1NPB6</b>	F2X1BL6	2.5 Black Duct Cover	<b>TY25CPB6</b>	C2.5BL6
1.5 x 4 Wide Slot Black Duct	<b>TY15X4WPB6</b>	G1.5X4BL6	2 x 2 Narrow Slot Black Duct	<b>TY2X2NPB6</b>	F2X2BL6	2 Black Duct Cover	<b>TY2CPB6</b>	C2BL6
1 x 1.5 Wide Slot Black Duct	<b>TY1X15WPB6</b>	G1X1.5BL6	2 x 3 Narrow Slot Black Duct	<b>TY2X3NPB6</b>	F2X3BL6	3 Black Duct Cover	<b>TY3CPB6</b>	C3BL6
1 x 1 Wide Slot Black Duct	<b>TY1X1WPB6</b>	G1X1BL6	2 x 4 Narrow Slot Black Duct	<b>TY2X4NPB6</b>	F2X4BL6	4 Black Duct Cover	<b>TY4CPB6</b>	C4BL6
1 x 2 Wide Slot Black Duct	<b>TY1X2WPB6</b>	G1X2BL6	2 x 5 Narrow Slot Black Duct	<b>TY2X5NPB6</b>	F2X5BL6	6 Black Duct Cover	<b>TY6CPB6</b>	C6BL6
1 x 3 Wide Slot Black Duct	<b>TY1X3WPB6</b>	G1X3BL6	3 x 1 Narrow Slot Black Duct	<b>TY3X1NPB6</b>	F3X1BL6	.75 Black Duct Cover	<b>TY75CPB6</b>	C.75BL6
1 x 4 Wide Slot Black Duct	<b>TY1X4WPB6</b>	G1X4BL6	3 x 2 Narrow Slot Black Duct	<b>TY3X2NPB6</b>	F3X2BL6			
2.5 x 2 Wide Slot Black Duct	<b>TY25X2WPB6</b>	—	3 x 3 Narrow Slot Black Duct	<b>TY3X3NPB6</b>	F3X3BL6			

\* Only Available in Grey Colour


\*\*Panduct® is a trademark of Panduit Corp.



Description	Ty-Duct Part No.	**PANDUCT Part No.	Description	Ty-Duct Part No.	**PANDUCT Part No.	Description	Ty-Duct Part No.	**PANDUCT Part No.
<b>White</b>			<b>White</b>			<b>White</b>		
1.5 x 1.5 Solid Wall White Duct	<b>TY15X1SPW6</b>	FS1.5X1.5WH6	2.5 x 3 Wide Slot White Duct	<b>TY25X3WPW6</b>	G2.5X3WH6	3 x 4 Narrow Slot White Duct	<b>TY3X4NPW6</b>	F3X4WH6
1.5 x 1 Solid Wall White Duct	<b>TY15X1SPW6</b>	FS1.5X1WH6	2.5 x 4 Wide Slot White Duct	<b>TY25X4WPW6</b>	—	3 x 5 Narrow Slot White Duct	<b>TY3X5NPW6</b>	F3X5WH6
1.5 x 2 Solid Wall White Duct	<b>TY15X2SPW6</b>	FS1.5X2WH6	2 x 1.5 Wide Slot White Duct	<b>TY2X15WPW6</b>	G2X1.5WH6	4 x 2 Narrow Slot White Duct	<b>TY4X2NPW6</b>	F4X2WH6
1.5 x 3 Solid Wall White Duct	<b>TY15X3SPW6</b>	FS1.5X3WH6	2 x 1 Wide Slot White Duct	<b>TY2X1WPW6</b>	G2X1WH6	4 x 3 Narrow Slot White Duct	<b>TY4X3NPW6</b>	F4X3WH6
1.5 x 4 Solid Wall White Duct	<b>TY15X4SPW6</b>	FS1.5X4WH6	2 x 2 Wide Slot White Duct	<b>TY2X2WPW6</b>	G2X2WH6	4 x 4 Narrow Slot White Duct	<b>TY4X4NPW6</b>	F4X4WH6
1 x 1.5 Solid Wall White Duct	<b>TY1X15SPW6</b>	FS1X1.5WH6	2 x 3 Wide Slot White Duct	<b>TY2X3WPW6</b>	G2X3WH6	4 x 5 Narrow Slot White Duct	<b>TY4X5NPW6</b>	F4X5WH6
1 x 1 Solid Wall White Duct	<b>TY1X1SPW6</b>	FS1X1WH6	2 x 4 Wide Slot White Duct	<b>TY2X4WPW6</b>	G2X4WH6	.75 x 1.5 Narrow Slot White Duct	<b>TY75X15NPW6</b>	F.75X1.5WH6
1 x 2 Solid Wall White Duct	<b>TY1X2SPW6</b>	FS1X2WH6NM	2 x 5 Wide Slot White Duct	<b>TY2X5WPW6</b>	G2X5WH6	1.5 x 1.5 Round Hole White Duct	<b>TY15X15RPW6</b>	—
1 x 3 Solid Wall White Duct	<b>TY1X3SPW6</b>	FS1X3WH6	3 x 1 Wide Slot White Duct	<b>TY3X1WPW6</b>	G3X1WH6	1.5 x 2 Round Hole White Duct	<b>TY15X2RPW6</b>	D1.5X2WH6
1 x 4 Solid Wall White Duct	<b>TY1X4SPW6</b>	FS1X4WH6	3 x 2 Wide Slot White Duct	<b>TY3X2WPW6</b>	G3X2LG7	1.5 x 3 Round Hole White Duct	<b>TY15X3RPW6</b>	D1.5X3WH6
2.5 x 2 Solid Wall White Duct	<b>TY25X2SPW6</b>	FS2.5X2WH6	3 x 3 Wide Slot White Duct	<b>TY3X3WPW6</b>	G3X3LG8	1.5 x 4 Round Hole White Duct	<b>TY15X4RPW6</b>	D1.5X4WH6
2.5 x 3 Solid Wall White Duct	<b>TY25X3SPW6</b>	FS2.5X3WH6	3 x 4 Wide Slot White Duct	<b>TY3X4WPW6</b>	G3X4LG9	1 x 1.5 Round Hole White Duct	<b>TY1X15RPW6</b>	—
2.5 x 4 Solid Wall White Duct	<b>TY25X4SPW6</b>	FS2.5X4WH6	3 x 5 Wide Slot White Duct	<b>TY3X5WPW6</b>	G3X5LG10	1 x 2 Round Hole White Duct	<b>TY1X2RPW6</b>	D1X2WH6
2 x 1.5 Solid Wall White Duct	<b>TY2X15SPW6</b>	FS2X1.5WH6	4 x 1.5 Wide Slot White Duct	<b>TY4X15WPW6</b>	G4X1.5LG10	1 x 3 Round Hole White Duct	<b>TY1X3RPW6</b>	D1X3WH6
2 x 1 Solid Wall White Duct	<b>TY2X1SPW6</b>	FS2X1WH6	4 x 2 Wide Slot White Duct	<b>TY4X2WPW6</b>	G4X2LG11	1 x 4 Round Hole White Duct	<b>TY1X4RPW6</b>	D1X4WH6
2 x 2 Solid Wall White Duct	<b>TY2X2SPW6</b>	FS2X2WH6	4 x 3 Wide Slot White Duct	<b>TY4X3WPW6</b>	G4X3LG12	2 x 1.5 Round Hole White Duct	<b>TY2X15RPW6</b>	—
2 x 3 Solid Wall White Duct	<b>TY2X3SPW6</b>	FS2X3WH6	4 x 4 Wide Slot White Duct	<b>TY4X4WPW6</b>	G4X4LG13	2 x 2 Round Hole White Duct	<b>TY2X2RPW6</b>	D2X2WH6
2 x 4 Solid Wall White Duct	<b>TY2X4SPW6</b>	FS2X4WH6NM	4 x 5 Wide Slot White Duct	<b>TY4X5WPW6</b>	G4X5LG14	2 x 3 Round Hole White Duct	<b>TY2X3RPW6</b>	D2X3WH6
2 x 5 Solid Wall White Duct	<b>TY2X5SPW6</b>	FS2X5WH6	6 x 4 Wide Slot White Duct	<b>TY6X4WPW6</b>	G6X4LG14	2 x 4 Round Hole White Duct	<b>TY2X4RPW6</b>	D2X4WH6
3 x 1 Solid Wall White Duct	<b>TY3X1SPW6</b>	FS3X1WH6	.75 x 1.5 Wide Slot White Duct	<b>TY75X15WPW6</b>	G.75X1.5LG14	3 x 2 Round Hole White Duct	<b>TY3X2RPW6</b>	D3X2WH6
3 x 2 Solid Wall White Duct	<b>TY3X2SPW6</b>	FS3X2WH6	.75 x 1 Wide Slot White Duct	<b>TY75X1WPW6</b>	G.75X1LG14	3 x 3 Round Hole White Duct	<b>TY3X3RPW6</b>	D3X3WH6
3 x 3 Solid Wall White Duct	<b>TY3X3SPW6</b>	FS3X3WH6	.75 x 2 Wide Slot White Duct	<b>TY75X2WPW6</b>	G.75X2LG14	3 x 4 Round Hole White Duct	<b>TY3X4RPW6</b>	D3X4WH6
3 x 4 Solid Wall White Duct	<b>TY3X4SPW6</b>	FS3X4WH6NM	1.5 x 1.5 Narrow Slot White Duct	<b>TY15X15NPW6</b>	F1.5X1.5WH6	4 x 1.5 Round Hole White Duct	<b>TY4X15RPW6</b>	—
3 x 5 Solid Wall White Duct	<b>TY3X5SPW6</b>	FS3X5WH6NM	1.5 x 1 Narrow Slot White Duct	<b>TY15X1NPW6</b>	F1.5X1WH6	4 x 2 Round Hole White Duct	<b>TY4X2RPW6</b>	D4X2WH6
4 x 1.5 Solid Wall White Duct	<b>TY4X15SPW6</b>	—	1.5 x 2 Narrow Slot White Duct	<b>TY15X2NPW6</b>	F1.5X2WH6	4 x 3 Round Hole White Duct	<b>TY4X3RPW6</b>	D4X3WH6
4 x 2 Solid Wall White Duct	<b>TY4X2SPW6</b>	FS4X2WH6	1.5 x 3 Narrow Slot White Duct	<b>TY15X3NPW6</b>	F1.5X3WH6	4 x 4 Round Hole White Duct	<b>TY4X4RPW6</b>	D4X4WH6
4 x 3 Solid Wall White Duct	<b>TY4X3SPW6</b>	FS4X3WH6	1.5 x 4 Narrow Slot White Duct	<b>TY15X4NPW6</b>	F1.5X4WH6	1" High White Wall Divider	<b>TY1DW6</b>	D1H6*
4 x 4 Solid Wall White Duct	<b>TY4X4SPW6</b>	FS4X4WH6	1 x 1.5 Narrow Slot White Duct	<b>TY1X15NPW6</b>	F1X1.5WH6	1.5" High White Wall Divider	<b>TY1.5DW6</b>	D2H6*
4 x 5 Solid Wall White Duct	<b>TY4X5SPW6</b>	FS4X5WH6	1 x 1 Narrow Slot White Duct	<b>TY1X1NPW6</b>	F1X1WH6	2" High White Wall Divider	<b>TY2DW6</b>	D3H6*
6 x 4 Solid Wall White Duct	<b>TY6X4SPW6</b>	FS6X4WH6	1 x 2 Narrow Slot White Duct	<b>TY1X2NPW6</b>	F1X2WH6	3" High White Wall Divider	<b>TY3DW6</b>	D3H6*
.75 x 1.5 Solid Wall White Duct	<b>TY75X15SPW6</b>	—	1 x 3 Narrow Slot White Duct	<b>TY1X3NPW6</b>	F1X3WH6	4" High White Wall Divider	<b>TY4DW6</b>	D4H6*
.75 x 1 Solid Wall White Duct	<b>TY75X1SPW6</b>	—	1 x 4 Narrow Slot White Duct	<b>TY1X4NPW6</b>	F1X4WH6	5" High White Wall Divider	<b>TY5DW6</b>	D5H6*
.75 x 2 Solid Wall White Duct	<b>TY75X2SPW6</b>	—	2.5 x 2 Narrow Slot White Duct	<b>TY25X2NPW6</b>	—	White Corner Strip	<b>TYCSW6</b>	CS1WH6
1.5 x 1.5 Wide Slot White Duct	<b>TY15X15WPW6</b>	G1.5X1.5WH6	2.5 x 3 Narrow Slot White Duct	<b>TY25X3NPW6</b>	—	White Joining Strip	<b>TYJCW6</b>	DJS1WH6
1.5 x 1 Wide Slot White Duct	<b>TY15X1WPW6</b>	G1.5X1WH6	2.5 x 4 Narrow Slot White Duct	<b>TY25X4NPW6</b>	—	1.5 White Duct Cover	<b>TY15CPW6</b>	C1.5WH6
1.5 x 2 Wide Slot White Duct	<b>TY15X2WPW6</b>	G1.5X2WH6	2 x 1.5 Narrow Slot White Duct	<b>TY2X15NPW6</b>	F2X1.5WH6	1 White Duct Cover	<b>TY1CPW6</b>	C1WH6
1.5 x 3 Wide Slot White Duct	<b>TY15X3WPW6</b>	G1.5X3WH6	2 x 1 Narrow Slot White Duct	<b>TY2X1NPW6</b>	F2X1WH6	2.5 White Duct Cover	<b>TY25CPW6</b>	C2.5WH6
1.5 x 4 Wide Slot White Duct	<b>TY15X4WPW6</b>	G1.5X4WH6	2 x 2 Narrow Slot White Duct	<b>TY2X2NPW6</b>	F2X2WH6	2 White Duct Cover	<b>TY2CPW6</b>	C2WH6
1 x 1.5 Wide Slot White Duct	<b>TY1X15WPW6</b>	G1X1.5WH6	2 x 3 Narrow Slot White Duct	<b>TY2X3NPW6</b>	F2X3WH6	3 White Duct Cover	<b>TY3CPW6</b>	C3WH6
1 x 1 Wide Slot White Duct	<b>TY1X1WPW6</b>	G1X1WH6	2 x 4 Narrow Slot White Duct	<b>TY2X4NPW6</b>	F2X4WH6	4 White Duct Cover	<b>TY4CPW6</b>	C4WH6
1 x 2 Wide Slot White Duct	<b>TY1X2WPW6</b>	G1X2WH6	2 x 5 Narrow Slot White Duct	<b>TY2X5NPW6</b>	F2X5WH6	6 White Duct Cover	<b>TY6CPW6</b>	C6WH6
1 x 3 Wide Slot White Duct	<b>TY1X3WPW6</b>	G1X3WH6	3 x 1 Narrow Slot White Duct	<b>TY3X1NPW6</b>	F3X1WH6	.75 White Duct Cover	<b>TY75CPW6</b>	C.75WH6
1 x 4 Wide Slot White Duct	<b>TY1X4WPW6</b>	G1X4WH6	3 x 2 Narrow Slot White Duct	<b>TY3X2NPW6</b>	F3X2WH6			
2.5 x 2 Wide Slot White Duct	<b>TY25X2WPW6</b>	—	3 x 3 Narrow Slot White Duct	<b>TY3X3NPW6</b>	F3X3WH6			

\* Only Available in Grey Colour

\*\*Panduct® is a trademark of Panduit Corp.



Description	Ty-Duct Part No.	**PANDUCT Part No.	Description	Ty-Duct Part No.	**PANDUCT Part No.	Description	Ty-Duct Part No.	**PANDUCT Part No.
<b>Int. Blue</b>			<b>Int. Blue</b>			<b>Int. Blue</b>		
1.5 x 1.5 Solid Wall Int Blue Duct	<b>TY15X15SPI6</b>	FS1.5X1.5IB6	2.5 x 3 Wide Slot Int Blue Duct	<b>TY25X3WPI6</b>	G2.5X3IB6	3 x 4 Narrow Slot Int Blue Duct	<b>TY3X4NPI6</b>	F3X4IB6
1.5 x 1 Solid Wall Int Blue Duct	<b>TY15X1SPI6</b>	FS1.5X1IB6	2.5 x 4 Wide Slot Int Blue Duct	<b>TY25X4WPI6</b>	—	3 x 5 Narrow Slot Int Blue Duct	<b>TY3X5NPI6</b>	F3X5IB6
1.5 x 2 Solid Wall Int Blue Duct	<b>TY15X2SPI6</b>	FS1.5X2IB6	2 x 1.5 Wide Slot Int Blue Duct	<b>TY2X15WPI6</b>	G2X1.5IB6	4 x 2 Narrow Slot Int Blue Duct	<b>TY4X2NPI6</b>	F4X2IB6
1.5 x 3 Solid Wall Int Blue Duct	<b>TY15X3SPI6</b>	FS1.5X3IB6	2 x 1 Wide Slot Int Blue Duct	<b>TY2X1WPI6</b>	G2X1IB6	4 x 3 Narrow Slot Int Blue Duct	<b>TY4X3NPI6</b>	F4X3IB6
1.5 x 4 Solid Wall Int Blue Duct	<b>TY15X4SPI6</b>	FS1.5X4IB6	2 x 2 Wide Slot Int Blue Duct	<b>TY2X2WPI6</b>	G2X2IB6	4 x 4 Narrow Slot Int Blue Duct	<b>TY4X4NPI6</b>	F4X4IB6
1 x 1.5 Solid Wall Int Blue Duct	<b>TY1X15SPI6</b>	FS1X1.5IB6	2 x 3 Wide Slot Int Blue Duct	<b>TY2X3WPI6</b>	G2X3IB6	4 x 5 Narrow Slot Int Blue Duct	<b>TY4X5NPI6</b>	F4X5IB6
1 x 1 Solid Wall Int Blue Duct	<b>TY1X1SPI6</b>	FS1X1IB6	2 x 4 Wide Slot Int Blue Duct	<b>TY2X4WPI6</b>	G2X4IB6	.75 x 1.5 Narrow Slot Int Blue Duct	<b>TY75X15NPI6</b>	F.75X1.5IB6
1 x 2 Solid Wall Int Blue Duct	<b>TY1X2SPI6</b>	FS1X2IB6NM	2 x 5 Wide Slot Int Blue Duct	<b>TY2X5WPI6</b>	G2X5IB6	1.5 x 1.5 Round Hole Int Blue Duct	<b>TY15X15RPI6</b>	—
1 x 3 Solid Wall Int Blue Duct	<b>TY1X3SPI6</b>	FS1X3IB6	3 x 1 Wide Slot Int Blue Duct	<b>TY3X1WPI6</b>	G3X1IB6	1.5 x 2 Round Hole Int Blue Duct	<b>TY15X2RPI6</b>	D1.5X2IB6
1 x 4 Solid Wall Int Blue Duct	<b>TY1X4SPI6</b>	FS1X4IB6	3 x 2 Wide Slot Int Blue Duct	<b>TY3X2WPI6</b>	G3X2LG7	1.5 x 3 Round Hole Int Blue Duct	<b>TY15X3RPI6</b>	D1.5X3IB6
2.5 x 2 Solid Wall Int Blue Duct	<b>TY25X2SPI6</b>	FS2.5X2IB6	3 x 3 Wide Slot Int Blue Duct	<b>TY3X3WPI6</b>	G3X3LG8	1.5 x 4 Round Hole Int Blue Duct	<b>TY15X4RPI6</b>	D1.5X4IB6
2.5 x 3 Solid Wall Int Blue Duct	<b>TY25X3SPI6</b>	FS2.5X3IB6	3 x 4 Wide Slot Int Blue Duct	<b>TY3X4WPI6</b>	G3X4LG9	1 x 1.5 Round Hole Int Blue Duct	<b>TY1X15RPI6</b>	—
2.5 x 4 Solid Wall Int Blue Duct	<b>TY25X4SPI6</b>	FS2.5X4IB6	3 x 5 Wide Slot Int Blue Duct	<b>TY3X5WPI6</b>	G3X5LG10	1 x 2 Round Hole Int Blue Duct	<b>TY1X2RPI6</b>	D1X2IB6
2 x 1.5 Solid Wall Int Blue Duct	<b>TY2X15SPI6</b>	FS2X1.5IB6	4 x 1.5 Wide Slot Int Blue Duct	<b>TY4X15WPI6</b>	G4X1.5LG10	1 x 3 Round Hole Int Blue Duct	<b>TY1X3RPI6</b>	D1X3IB6
2 x 1 Solid Wall Int Blue Duct	<b>TY2X1SPI6</b>	FS2X1IB6	4 x 2 Wide Slot Int Blue Duct	<b>TY4X2WPI6</b>	G4X2LG11	1 x 4 Round Hole Int Blue Duct	<b>TY1X4RPI6</b>	D1X4IB6
2 x 2 Solid Wall Int Blue Duct	<b>TY2X2SPI6</b>	FS2X2IB6	4 x 3 Wide Slot Int Blue Duct	<b>TY4X3WPI6</b>	G4X3LG12	2 x 1.5 Round Hole Int Blue Duct	<b>TY2X15RPI6</b>	—
2 x 3 Solid Wall Int Blue Duct	<b>TY2X3SPI6</b>	FS2X3IB6	4 x 4 Wide Slot Int Blue Duct	<b>TY4X4WPI6</b>	G4X4LG13	2 x 2 Round Hole Int Blue Duct	<b>TY2X2RPI6</b>	D2X2IB6
2 x 4 Solid Wall Int Blue Duct	<b>TY2X4SPI6</b>	FS2X4IB6NM	4 x 5 Wide Slot Int Blue Duct	<b>TY4X5WPI6</b>	G4X5LG14	2 x 3 Round Hole Int Blue Duct	<b>TY2X3RPI6</b>	D2X3IB6
2 x 5 Solid Wall Int Blue Duct	<b>TY2X5SPI6</b>	FS2X5IB6	6 x 4 Wide Slot Int Blue Duct	<b>TY6X4WPI6</b>	G6X4LG14	2 x 4 Round Hole Int Blue Duct	<b>TY2X4RPI6</b>	D2X4IB6
3 x 1 Solid Wall Int Blue Duct	<b>TY3X1SPI6</b>	FS3X1IB6	.75 x 1.5 Wide Slot Int Blue Duct	<b>TY75X15WPI6</b>	G.75X1.5LG14	3 x 2 Round Hole Int Blue Duct	<b>TY3X2RPI6</b>	D3X2IB6
3 x 2 Solid Wall Int Blue Duct	<b>TY3X2SPI6</b>	FS3X2IB6	.75 x 1 Wide Slot Int Blue Duct	<b>TY75X1WPI6</b>	G.75X1LG14	3 x 3 Round Hole Int Blue Duct	<b>TY3X3RPI6</b>	D3X3IB6
3 x 3 Solid Wall Int Blue Duct	<b>TY3X3SPI6</b>	FS3X3IB6	.75 x 2 Wide Slot Int Blue Duct	<b>TY75X2WPI6</b>	G.75X2LG14	3 x 4 Round Hole Int Blue Duct	<b>TY3X4RPI6</b>	D3X4IB6
3 x 4 Solid Wall Int Blue Duct	<b>TY3X4SPI6</b>	FS3X4IB6NM	1.5 x 1.5 Narrow Slot Int Blue Duct	<b>TY15X15NPI6</b>	F1.5X1.5IB6	4 x 1.5 Round Hole Int Blue Duct	<b>TY4X15RPI6</b>	—
3 x 5 Solid Wall Int Blue Duct	<b>TY3X5SPI6</b>	FS3X5IB6NM	1.5 x 1 Narrow Slot Int Blue Duct	<b>TY15X1NPI6</b>	F1.5X1IB6	4 x 2 Round Hole Int Blue Duct	<b>TY4X2RPI6</b>	D4X2IB6
4 x 1.5 Solid Wall Int Blue Duct	<b>TY4X15SPI6</b>	—	1.5 x 2 Narrow Slot Int Blue Duct	<b>TY15X2NPI6</b>	F1.5X2IB6	4 x 3 Round Hole Int Blue Duct	<b>TY4X3RPI6</b>	D4X3IB6
4 x 2 Solid Wall Int Blue Duct	<b>TY4X2SPI6</b>	FS4X2IB6	1.5 x 3 Narrow Slot Int Blue Duct	<b>TY15X3NPI6</b>	F1.5X3IB6	4 x 4 Round Hole Int Blue Duct	<b>TY4X4RPI6</b>	D4X4IB6
4 x 3 Solid Wall Int Blue Duct	<b>TY4X3SPI6</b>	FS4X3IB6	1.5 x 4 Narrow Slot Int Blue Duct	<b>TY15X4NPI6</b>	F1.5X4IB6	1" High Int Blue Wall Divider	<b>TY1DI6</b>	D1H6*
4 x 4 Solid Wall Int Blue Duct	<b>TY4X4SPI6</b>	FS4X4IB6	1 x 1.5 Narrow Slot Int Blue Duct	<b>TY1X15NPI6</b>	F1X1.5IB6	1.5" High Int Blue Wall Divider	<b>TY1.5DI6</b>	D2H6*
4 x 5 Solid Wall Int Blue Duct	<b>TY4X5SPI6</b>	FS4X5IB6	1 x 1 Narrow Slot Int Blue Duct	<b>TY1X1NPI6</b>	F1X1IB6	2" High Int Blue Wall Divider	<b>TY2DI6</b>	D3H6*
6 x 4 Solid Wall Int Blue Duct	<b>TY6X4SPI6</b>	FS6X4IB6	1 x 2 Narrow Slot Int Blue Duct	<b>TY1X2NPI6</b>	F1X2IB6	3" High Int Blue Wall Divider	<b>TY3DI6</b>	D3H6*
.75 x 1.5 Solid Wall Int Blue Duct	<b>TY75X15SPI6</b>	—	1 x 3 Narrow Slot Int Blue Duct	<b>TY1X3NPI6</b>	F1X3IB6	4" High Int Blue Wall Divider	<b>TY4DI6</b>	D4H6*
.75 x 1 Solid Wall Int Blue Duct	<b>TY75X1SPI6</b>	—	1 x 4 Narrow Slot Int Blue Duct	<b>TY1X4NPI6</b>	F1X4IB6	5" High Int Blue Wall Divider	<b>TY5DI6</b>	D5H6*
.75 x 2 Solid Wall Int Blue Duct	<b>TY75X2SPI6</b>	—	2.5 x 2 Narrow Slot Int Blue Duct	<b>TY25X2NPI6</b>	—	Int Blue Corner Strip	<b>TYCSI6</b>	CS1IB6
1.5 x 1.5 Wide Slot Int Blue Duct	<b>TY15X15WPI6</b>	G1.5X1.5IB6	2.5 x 3 Narrow Slot Int Blue Duct	<b>TY25X3NPI6</b>	—	Int Blue Joining Strip	<b>TYJCI6</b>	DJS1IB6
1.5 x 1 Wide Slot Int Blue Duct	<b>TY15X1WPI6</b>	G1.5X1IB6	2.5 x 4 Narrow Slot Int Blue Duct	<b>TY25X4NPI6</b>	—	1.5 Int Blue Duct Cover	<b>TY15CPI6</b>	C1.5IB6
1.5 x 2 Wide Slot Int Blue Duct	<b>TY15X2WPI6</b>	G1.5X2IB6	2 x 1.5 Narrow Slot Int Blue Duct	<b>TY2X15NPI6</b>	F2X1.5IB6	1 Int Blue Duct Cover	<b>TY1CPI6</b>	C1IB6
1.5 x 3 Wide Slot Int Blue Duct	<b>TY15X3WPI6</b>	G1.5X3IB6	2 x 1 Narrow Slot Int Blue Duct	<b>TY2X1NPI6</b>	F2X1IB6	2.5 Int Blue Duct Cover	<b>TY25CPI6</b>	C2.5IB6
1.5 x 4 Wide Slot Int Blue Duct	<b>TY15X4WPI6</b>	G1.5X4IB6	2 x 2 Narrow Slot Int Blue Duct	<b>TY2X2NPI6</b>	F2X2IB6	2 Int Blue Duct Cover	<b>TY2CPI6</b>	C2IB6
1 x 1.5 Wide Slot Int Blue Duct	<b>TY1X15WPI6</b>	G1X1.5IB6	2 x 3 Narrow Slot Int Blue Duct	<b>TY2X3NPI6</b>	F2X3IB6	3 Int Blue Duct Cover	<b>TY3CPI6</b>	C3IB6
1 x 1 Wide Slot Int Blue Duct	<b>TY1X1WPI6</b>	G1X1IB6	2 x 4 Narrow Slot Int Blue Duct	<b>TY2X4NPI6</b>	F2X4IB6	4 Int Blue Duct Cover	<b>TY4CPI6</b>	C4IB6
1 x 2 Wide Slot Int Blue Duct	<b>TY1X2WPI6</b>	G1X2IB6	2 x 5 Narrow Slot Int Blue Duct	<b>TY2X5NPI6</b>	F2X5IB6	6 Int Blue Duct Cover	<b>TY6CPI6</b>	C6IB6
1 x 3 Wide Slot Int Blue Duct	<b>TY1X3WPI6</b>	G1X3IB6	3 x 1 Narrow Slot Int Blue Duct	<b>TY3X1NPI6</b>	F3X1IB6	.75 Int Blue Duct Cover	<b>TY75CPI6</b>	C.75IB6
1 x 4 Wide Slot Int Blue Duct	<b>TY1X4WPI6</b>	G1X4IB6	3 x 2 Narrow Slot Int Blue Duct	<b>TY3X2NPI6</b>	F3X2IB6			
2.5 x 2 Wide Slot Int Blue Duct	<b>TY25X2WPI6</b>	—	3 x 3 Narrow Slot Int Blue Duct	<b>TY3X3NPI6</b>	F3X3IB6			

\* Only Available in Grey Colour

\*\*Panduct® is a trademark of Panduit Corp.