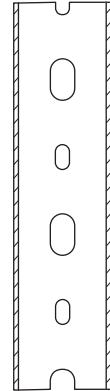
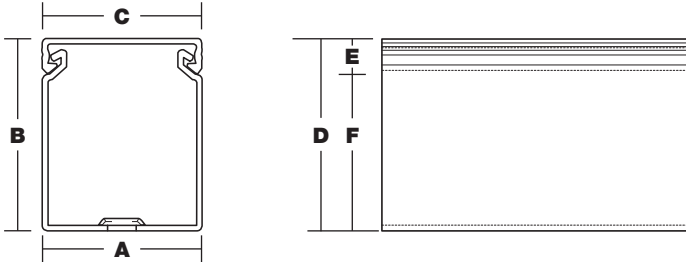


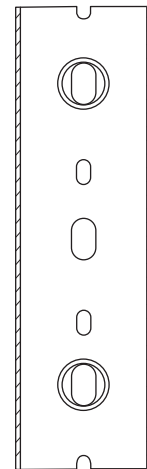
Thomas & Betts Solid Wall (PVC) Wiring Duct Dimensions



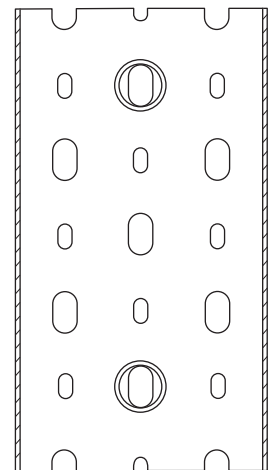
Pattern for 3/4" & 1"

TRADE SIZE		DIMENSIONS (INCHES)					
W	H	A	B	C	D	E	F
0.75 X 1.00		0.94	1.14	0.94	1.03	0.26	0.77
0.75 X 1.50		0.94	1.60	0.94	1.50	0.27	1.23
0.75 X 2.00		0.94	2.10	0.94	2.01	0.29	1.73
1.00 X 1.00		1.25	1.14	1.25	1.03	0.26	0.77
1.00 X 1.50		1.25	1.60	1.25	1.50	0.27	1.23
1.00 X 2.00		1.25	2.10	1.25	2.01	0.28	1.73
1.00 X 3.00		1.25	3.05	1.25	2.99	0.32	2.68
1.00 X 4.00		1.25	4.37	1.25	4.32	0.32	4.00
1.50 X 1.00		1.75	1.14	1.75	1.03	0.26	0.77
1.50 X 1.50		1.75	1.60	1.75	1.50	0.27	1.23
1.50 X 2.00		1.75	2.10	1.75	2.01	0.29	1.73
1.50 X 3.00		1.75	3.05	1.75	2.99	0.34	2.65
1.50 X 4.00		1.75	4.37	1.75	4.32	0.32	4.00
2.00 X 1.00		1.75	1.24	1.75	1.05	0.28	0.77
2.00 X 1.50		2.25	1.70	2.25	1.52	0.29	1.23
2.00 X 2.00		2.25	2.19	2.25	2.03	0.30	1.73
2.00 X 3.00		2.25	3.14	2.25	3.00	0.33	2.68
2.00 X 4.00		2.25	4.46	2.25	4.33	0.33	4.00
2.00 X 5.00		2.25	5.15	2.25	5.02	0.34	4.68
2.50 X 2.00		2.75	2.19	2.75	2.03	0.30	1.73
2.50 X 3.00		2.75	3.14	2.75	3.00	0.33	2.68
2.50 X 4.00		2.75	4.46	2.75	4.33	0.33	4.00
3.00 X 1.00		3.25	1.24	3.25	1.06	0.29	0.77
3.00 X 2.00		3.25	2.19	3.25	2.08	0.35	1.73
3.00 X 3.00		3.25	3.14	3.25	3.06	0.38	2.68
3.00 X 4.00		3.25	4.46	3.25	4.39	0.39	4.00
3.00 X 5.00		3.25	5.15	3.25	5.06	0.38	4.68
4.00 X 1.50		4.25	1.70	4.25	1.57	0.34	1.23
4.00 X 2.00		4.25	2.19	4.25	2.08	0.35	1.73
4.00 X 3.00		4.25	3.14	4.25	3.06	0.38	2.68
4.00 X 4.00		4.25	4.46	4.25	4.39	0.39	4.00
4.00 X 5.00		4.25	5.15	4.25	5.06	0.38	4.68
6.00 X 4.00		6.25	4.46	6.25	4.39	0.39	4.00

Dimensions shown are for reference only. Contact T&B for specific dimensional needs.

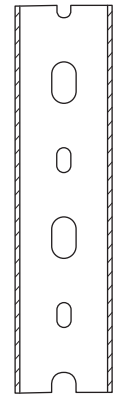
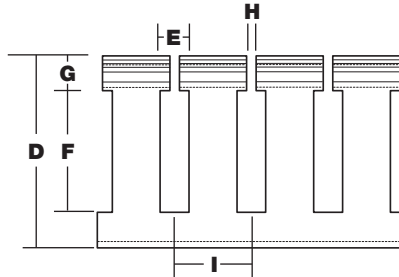
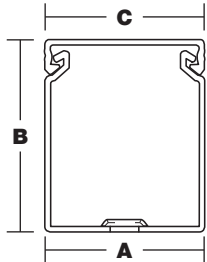


Pattern for 1 1/2", 2" & 2 1/2"

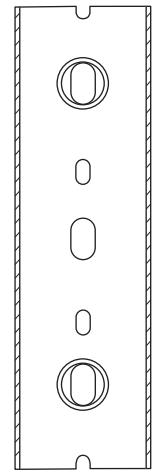


Pattern for 4", 5" & 6"

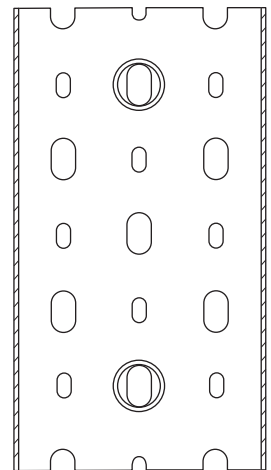
Thomas & Betts Wide Slot (PVC) Wiring Duct Dimensions



Pattern for 3/4" & 1"



Pattern for 1 1/2", 2" & 2 1/2"



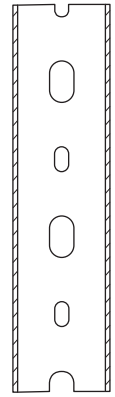
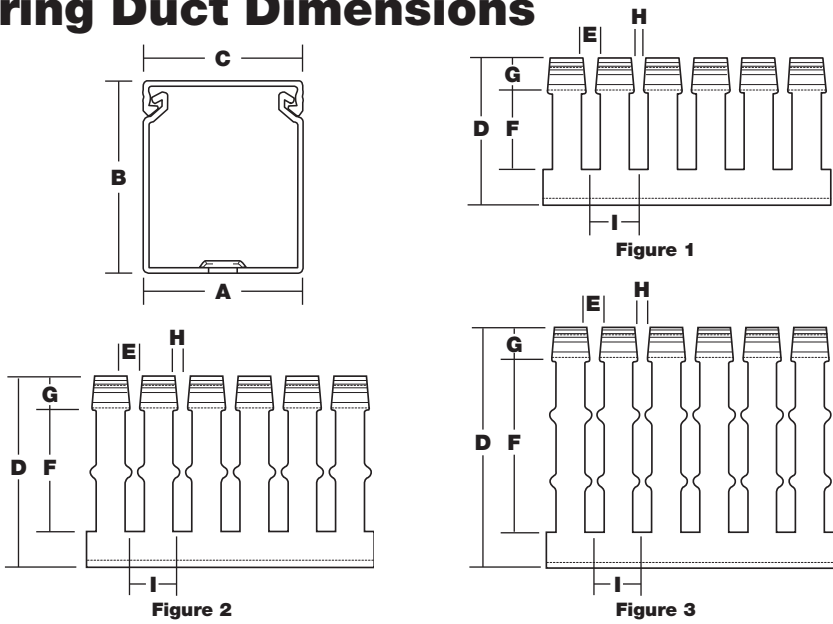
Pattern for 4", 5" & 6"

DIMENSIONS (INCHES)

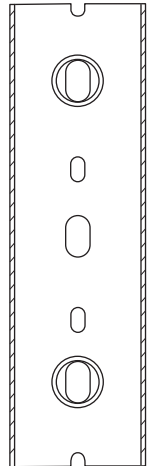
TRADE SIZE		DIMENSIONS (INCHES)								
W	H	A	B	C	D	E	F	G	H	I
0.75 X	1.00	0.94	1.14	0.94	1.03	0.30	0.52	0.26	0.10	0.80
0.75 X	1.50	0.94	1.60	0.94	1.50	0.30	0.93	0.27	0.10	0.80
0.75 X	2.00	0.94	2.10	0.94	2.01	0.30	1.36	0.29	0.10	0.80
1.00 X	1.00	1.25	1.14	1.25	1.03	0.30	0.52	0.26	0.10	0.80
1.00 X	1.50	1.25	1.60	1.25	1.50	0.30	0.93	0.27	0.10	0.80
1.00 X	2.00	1.25	2.10	1.25	2.01	0.30	1.36	0.28	0.10	0.80
1.00 X	3.00	1.25	3.05	1.25	2.99	0.30	2.31	0.32	0.10	1.00
1.00 X	4.00	1.25	4.37	1.25	4.32	0.30	3.63	0.32	0.10	1.00
1.50 X	1.00	1.75	1.14	1.75	1.03	0.30	0.52	0.26	0.10	0.80
1.50 X	1.50	1.75	1.60	1.75	1.50	0.30	0.93	0.27	0.10	0.80
1.50 X	2.00	1.75	2.10	1.75	2.01	0.30	1.36	0.29	0.10	0.80
1.50 X	3.00	1.75	3.05	1.75	2.99	0.30	2.28	0.34	0.10	1.00
1.50 X	4.00	1.75	4.37	1.75	4.32	0.30	3.63	0.32	0.10	1.00
2.00 X	1.00	2.25	1.24	1.75	1.05	0.30	0.52	0.28	0.10	0.80
2.00 X	1.50	2.25	1.70	2.25	1.52	0.30	0.93	0.29	0.10	0.80
2.00 X	2.00	2.25	2.19	2.25	2.03	0.30	1.36	0.30	0.10	0.80
2.00 X	3.00	2.25	3.14	2.25	3.00	0.30	2.31	0.33	0.10	1.00
2.00 X	4.00	2.25	4.46	2.25	4.33	0.30	3.63	0.33	0.10	1.00
2.00 X	5.00	2.25	5.15	2.25	5.02	0.38	4.31	0.34	0.10	1.33
2.50 X	2.00	2.75	2.19	2.75	2.03	0.30	1.36	0.30	0.10	0.80
2.50 X	3.00	2.75	3.14	2.75	3.00	0.30	2.31	0.33	0.10	1.00
2.50 X	4.00	2.75	4.46	2.75	4.33	0.30	3.63	0.33	0.10	1.00
3.00 X	1.00	3.25	1.24	3.25	1.06	0.30	0.52	0.29	0.10	0.80
3.00 X	2.00	3.25	2.19	3.25	2.08	0.30	1.36	0.35	0.10	0.80
3.00 X	3.00	3.25	3.14	3.25	3.06	0.30	2.31	0.38	0.10	1.00
3.00 X	4.00	3.25	4.46	3.25	4.39	0.30	3.63	0.39	0.10	1.00
3.00 X	5.00	3.25	5.15	3.25	5.06	0.38	4.31	0.38	0.10	1.33
4.00 X	1.50	4.25	1.70	4.25	1.57	0.30	0.93	0.34	0.10	0.80
4.00 X	2.00	4.25	2.19	4.25	2.08	0.30	1.36	0.35	0.10	0.80
4.00 X	3.00	4.25	3.14	4.25	3.06	0.30	2.31	0.38	0.10	1.00
4.00 X	4.00	4.25	4.46	4.25	4.39	0.30	3.63	0.39	0.10	1.00
4.00 X	5.00	4.25	5.15	4.25	5.06	0.38	4.31	0.38	0.10	1.33
6.00 X	4.00	6.25	4.46	6.25	4.39	0.30	3.63	0.39	0.10	1.00

Dimensions shown are for reference only. Contact T&B for specific dimensional needs.

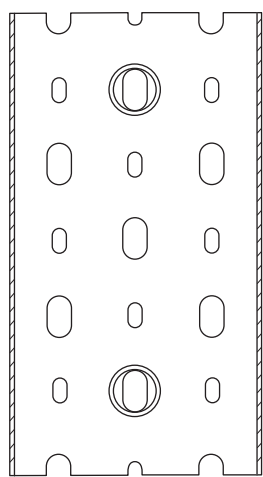
Thomas & Betts Narrow Slot (PVC) Wiring Duct Dimensions



Pattern for 3/4" & 1"



Pattern for 1 1/2", 2" & 2 1/2"



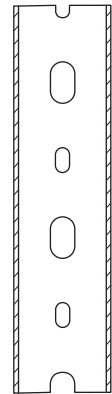
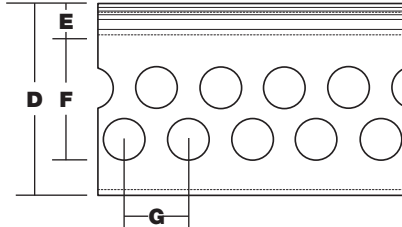
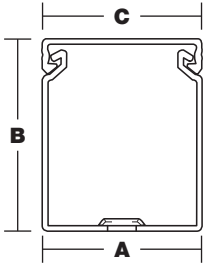
Pattern for 3", 4" & 6"

DIMENSIONS (INCHES)

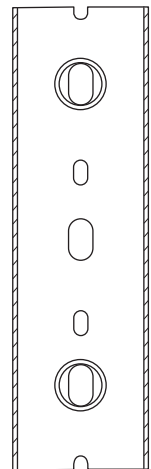
TRADE SIZE	FIG.	A	B	C	D	E	F	G	H	I
0.75 X 1.50	1	0.94	1.60	0.94	1.50	0.20	0.93	0.27	0.10	0.50
1.00 X 1.00	1	1.25	1.14	1.25	1.03	0.20	0.52	0.26	0.10	0.50
1.00 X 1.50	1	1.25	1.60	1.25	1.50	0.20	0.93	0.27	0.10	0.50
1.00 X 2.00	2	1.25	2.10	1.25	2.01	0.20	1.36	0.28	0.10	0.50
1.00 X 3.00	3	1.25	3.05	1.25	2.99	0.20	2.31	0.32	0.10	0.50
1.00 X 4.00	3	1.25	4.37	1.25	4.32	0.20	3.63	0.32	0.10	0.50
1.50 X 1.00	1	1.75	1.14	1.75	1.03	0.20	0.52	0.26	0.10	0.50
1.50 X 1.50	1	1.75	1.60	1.75	1.50	0.20	0.93	0.27	0.10	0.50
1.50 X 2.00	2	1.75	2.10	1.75	2.01	0.20	1.36	0.29	0.10	0.50
1.50 X 3.00	3	1.75	3.05	1.75	2.99	0.20	2.28	0.34	0.10	0.50
1.50 X 4.00	3	1.75	4.37	1.75	4.32	0.20	3.63	0.32	0.10	0.50
2.00 X 1.00	1	2.25	1.24	1.75	1.05	0.20	0.52	0.28	0.10	0.50
2.00 X 1.50	1	2.25	1.70	2.25	1.52	0.20	0.93	0.29	0.10	0.50
2.00 X 2.00	2	2.25	2.19	2.25	2.03	0.20	1.36	0.30	0.10	0.50
2.00 X 3.00	3	2.25	3.14	2.25	3.00	0.20	2.31	0.33	0.10	0.50
2.00 X 4.00	3	2.25	4.46	2.25	4.33	0.20	3.63	0.33	0.10	0.50
2.00 X 5.00	3	2.25	5.15	2.25	5.02	0.20	4.31	0.34	0.10	0.50
2.50 X 2.00	2	2.75	2.19	2.75	2.03	0.20	1.36	0.30	0.10	0.50
2.50 X 3.00	3	2.75	3.14	2.75	3.00	0.20	2.31	0.33	0.10	0.50
2.50 X 4.00	3	2.75	4.46	2.75	4.33	0.20	3.63	0.33	0.10	0.50
3.00 X 1.00	1	3.25	1.24	3.25	1.06	0.20	0.52	0.29	0.10	0.50
3.00 X 2.00	2	3.25	2.19	3.25	2.08	0.20	1.36	0.35	0.10	0.50
3.00 X 3.00	3	3.25	3.14	3.25	3.06	0.20	2.31	0.38	0.10	0.50
3.00 X 4.00	3	3.25	4.46	3.25	4.39	0.20	3.63	0.39	0.10	0.50
3.00 X 5.00	3	3.25	5.15	3.25	5.06	0.20	4.31	0.38	0.10	0.50
4.00 X 2.00	2	4.25	2.19	4.25	2.08	0.20	1.36	0.35	0.10	0.50
4.00 X 3.00	3	4.25	3.14	4.25	3.06	0.20	2.31	0.38	0.10	0.50
4.00 X 4.00	3	4.25	4.46	4.25	4.39	0.20	3.63	0.39	0.10	0.50
4.00 X 5.00	3	4.25	5.15	4.25	5.06	0.20	4.31	0.38	0.10	0.50

Dimensions shown are for reference only. Contact T&B for specific dimensional needs.

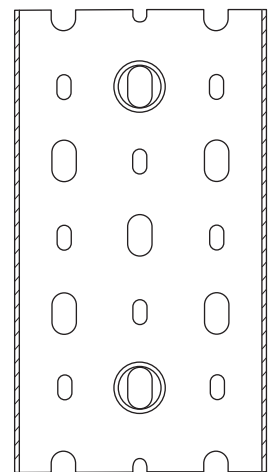
Thomas & Betts Round Hole (PVC) Wiring Duct Dimensions



Pattern for 3/4" & 1"



Pattern for 1 1/2", 2" & 2 1/2"



Pattern for 3", 4" & 6"

DIMENSIONS (INCHES)

TRADE SIZE		DIMENSIONS (INCHES)							ROWS OF HOLES
W	H	A	B	C	D	E	F	G	
1.00 X 1.50		1.25	1.60	1.25	1.50	0.27	1.23	0.67	2
1.00 X 2.00		1.25	2.10	1.25	2.01	0.28	1.73	0.67	2
1.00 X 3.00		1.25	3.05	1.25	2.99	0.32	2.68	0.67	4
1.00 X 4.00		1.25	4.37	1.25	4.32	0.32	4.00	0.67	6
1.50 X 1.00		1.75	1.14	1.75	1.03	0.26	0.77	0.67	2
1.50 X 1.50		1.75	1.60	1.75	1.50	0.27	1.23	0.67	2
1.50 X 2.00		1.75	2.10	1.75	2.01	0.29	1.73	0.67	2
1.50 X 3.00		1.75	3.05	1.75	2.99	0.34	2.65	0.67	4
1.50 X 4.00		1.75	4.37	1.75	4.32	0.32	4.00	0.67	6
2.00 X 1.50		2.25	1.70	2.25	1.52	0.29	1.23	0.67	2
2.00 X 2.00		2.25	2.19	2.25	2.03	0.30	1.73	0.67	2
2.00 X 3.00		2.25	3.14	2.25	3.00	0.33	2.68	0.67	4
2.00 X 4.00		2.25	4.46	2.25	4.33	0.33	4.00	0.67	6
3.00 X 2.00		3.25	2.19	3.25	2.08	0.35	1.73	0.67	2
3.00 X 3.00		3.25	3.14	3.25	3.06	0.38	2.68	0.67	4
3.00 X 4.00		3.25	4.46	3.25	4.39	0.39	4.00	0.67	6
4.00 X 1.50		4.25	1.70	4.25	1.57	0.34	1.23	0.67	2
4.00 X 2.00		4.25	2.19	4.25	2.08	0.35	1.73	0.67	2
4.00 X 3.00		4.25	3.14	4.25	3.06	0.38	2.68	0.67	4
4.00 X 4.00		4.25	4.46	4.25	4.39	0.39	4.00	0.67	6

Dimensions shown are for reference only. Contact T&B for specific dimensional needs.

Ty-Duct™ meets all of the prominent agency approvals and standards.

Agency Approvals

Thomas & Betts Ty-Duct wiring duct is UL recognized for all requirements set forth in UL standard 1565 “Positioning Device.”



The Ty-Duct wiring duct meets all applicable requirements of the Canadian Standard Association as described in CSA C22.2 No. 18.5.



All Ty-Duct wiring duct components comply with the European Directives for CE (Conformite European) Marking.



All materials used in the making of the Ty-Duct wiring duct comply with the European Directives 2002/95/EC (RoHS), 2002/96/EC (WEEE), and 2003/11/EC.

Standards

NFPA-79-2002

Thomas & Betts Ty-Duct wiring duct is compliant with the National Fire Protection Agency NFPA-79-2002. All materials used in the manufacturing of the Ty-Duct components are selected from flame-retardant material and comply with IEC 60332-1. The testing is required in order to comply with NFPA-79-2002, Section 13.3.1.

UL 508/UL 508A



As required in UL508/UL508A a factory-installed conductor shall be separated from a conductor used in a different circuit when the conductors are not insulated for the maximum voltage of either circuit. The Ty-Duct wiring duct with a divider wall creates the required separation to meet this requirement.

DIN 43 659

This European standard specifies dimensions for slotted trunkings installed in electrical switchgear assemblies. The standard defines the following dimensions:

- **The mounting hole pattern**
- **The mounting hole slot dimensions**
- **The mounting hole pitch and location**
- **The minimum overall product length**

Specifications



Open wiring (top) is unsightly and vulnerable. Panel Shield (bottom) provides neat protection for wiring.

Properties of Materials Used in Wiring Duct

Property	Units	ASTM Test	Noryl®
Specific Gravity		D792	1.10
IZOD	ft-lb/in.	D256	5.0
Flexural Strength	psi	D790	12,800
Flexural Modulus	psi	D790	360,000
Tensile Strength	psi	D638	7,800
Compressive Strength	psi	D695	16,000
Water Absorption	24 hrs-%	D570	0.07
Hardness	Rockwell	D785	R-115
	Duro D	D676	
Dielectric Strength		D149	
	60 hertz, 25°C, s/t		400
Dielectric Constant		D150	
	60 hz, dry		2.65
	1Mhz, dry		2.64
Volume resistivity	ohm-cm	D257	1017
Heat deflecting (°F@ 264 psi)	°F	D648	212
Flammability			94 V-1

The above information is believed reliable. The user should however check the applicable specifications to verify values.

*Noryl® is a registered trademark of Sabic Innovative Plastics IP B.V. Company