

Type: _____
 Project/Location: _____
 Contractor: _____
 Prepared By: _____
 Date: _____
 Model No.: _____



TYPICAL SPECIFICATIONS

Custom-worded, illuminated signage is available using the same sturdy construction and electrical design as **Ready-Lite®** Exit Signage.

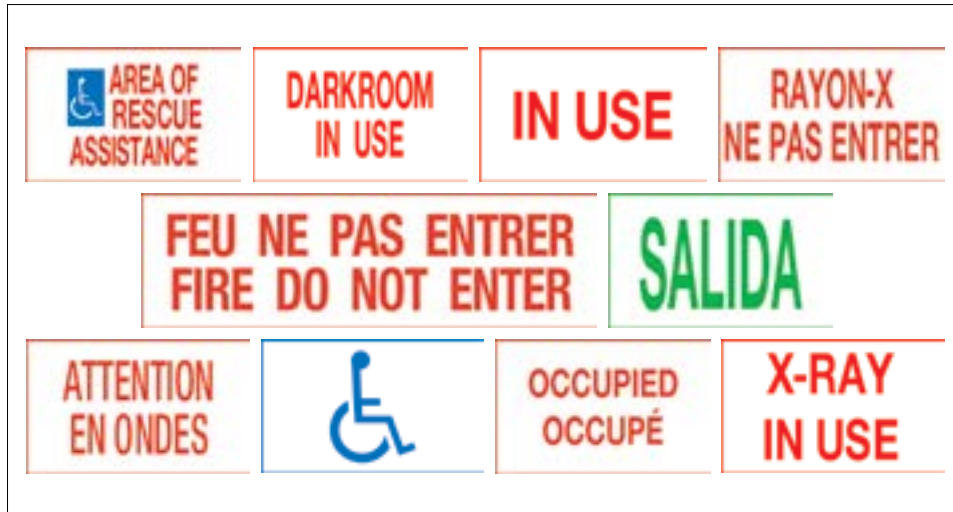
A wide range of sign body options and colour choices are available to suit any application. Contact your local **Ready-Lite®** sales representative to discuss your specific requirements.



SPECIAL WORDING



Illuminated Signage

EXAMPLES



FEATURES

- The same sturdy construction and electrical design used in our Exit Signs is used to produce our custom-worded, illuminated signage
- Sign bodies - steel, extruded and Die-Cast aluminum, weatherproof, flame-retardant polycarbonate, recessed housing
- Also available with Self-Powered canopy and with emergency lamps
- Custom wording – any style of lettering, any language, any alphabet, any special characters
- Graphics – logos, standard symbols, custom art
- Colour choices – sign bodies, message, faceplate panel
- Illumination – LED (light-emitting diodes) – other light sources available - consult representative
- White-out, black-out and split picture options

WHITE-OUT OPTION	BLACK-OUT OPTION
 <p data-bbox="357 1711 714 1753">NON-ILLUMINATED ILLUMINATED</p>	 <p data-bbox="1023 1711 1380 1753">NON-ILLUMINATED ILLUMINATED</p>
<p data-bbox="194 1827 844 1879">When the sign is non-illuminated the acrylic panel in the faceplate appears blank white. The message appears only when the sign is illuminated.</p>	<p data-bbox="885 1827 1550 1879">When the sign is non-illuminated the acrylic panel in the faceplate appears black. The message appears only when the sign is illuminated.</p>